

**COLORADO RIVER COMMISSION OF NEVADA
AGENDA ITEM A
FOR MEETING OF MARCH 12, 2024**

SUBJECT: Roll Call / Conformance to Open Meeting Law.
RELATED TO AGENDA ITEM: None.
RECOMMENDATION OR RECOMMENDED MOTION: None.
FISCAL IMPACT: None.

STAFF COMMENTS AND BACKGROUND:

Announcement of actions taken to conform to the Open Meeting Law will be reported at the meeting.

**COLORADO RIVER COMMISSION OF NEVADA
AGENDA ITEM B
FOR MEETING OF MARCH 12, 2024**

SUBJECT:

Comments from the public. Members of the public are invited to comment on items on the meeting agenda. No action may be taken on a matter raised during public comment until the matter itself has been specifically included on an agenda as an item for possible action.

RELATED TO AGENDA ITEM:

None.

RECOMMENDATION OR RECOMMENDED MOTION:

None.

FISCAL IMPACT:

None.

**COLORADO RIVER COMMISSION OF NEVADA
AGENDA ITEM C
FOR MEETING OF MARCH 12, 2024**

SUBJECT: <i>For Possible Action:</i> Approval of minutes of the December 12, 2023, meeting.
RELATED TO AGENDA ITEM: None.
RECOMMENDATION OR RECOMMENDED MOTION: None.
FISCAL IMPACT: None.

STAFF COMMENTS AND BACKGROUND:

The minutes of the December 12, 2023, meeting is enclosed for your review.

The Colorado River Commission of Nevada (Commission) meeting was held at 1:45 p.m. on Tuesday, December 12, 2023, at the Clark County Government Center, Commission Chambers, 500 South Grand Central Parkway, Las Vegas, NV 89155.

COMMISSIONERS IN ATTENDANCE

Vice Chairwoman
Commissioner
Commissioner
Commissioner

Kara J. Kelley
Dan H. Stewart
Justin Jones
Marilyn Kirkpatrick

COMMISSIONERS PRESENT VIA TELECONFERENCE

Commissioner
Commissioner

Allen J. Puliz
Cody Winterton

DEPUTY ATTORNEY(S) GENERAL

Special Counsel, Attorney General
Special Counsel, Attorney General

Michelle D. Briggs
David Newton

COMMISSION STAFF IN ATTENDANCE

Executive Director
Chief of Finance and Administration
Assistant Director, Energy Information Systems
Assistant Director, Engineering and Operations
Assistant Director, Hydropower
Assistant Director, Natural Resources
Chief Accountant
Hydropower Engineer
Senior Energy Accountant
System Coordinator
Executive Assistant Manager
Office Manager
Administrative Assistant III
Administrative Assistant II

Eric Witkoski
Douglas N. Beatty
Kaleb Hall
Bob Reese
Gail Bates
Warren Turkett, Ph.D.
Gail L. Benton
Stevie Espinosa
Stephanie Salleroli
Chris Smith
Gina L. Goodman
Noah Fischel
Tamisha Randolph
Joshua Cleveland

OTHERS PRESENT: REPRESENTING

City of Henderson
City of Henderson
Las Vegas Valley Water District
Las Vegas Valley Water District
Las Vegas Valley Water District
Legislative Counsel Bureau
NV Energy
NV Energy
Overton Power District No. 5
Silver State Energy Association

Christopher Boyd
Becky Risse
Laura Browning
Brittany Cermak
Chaunsey Chau Duong
Justin Luna
Jana Stewart
Abigail Watkins
Melisa Garcia
Scott Krantz

DRAFT

COLORADO RIVER COMMISSION OF NEVADA

MEETING OF

DECEMBER 12, 2023

INDEX

<u>Agenda Item</u>	<u>Subject</u>	<u>Page No.</u>
A.	Roll Call / Conformance to Open Meeting Law.....	1
B.	Comments from the public. Members of the public are invited to comment on items on the meeting agenda. (No action may be taken on a matter raised during public comment until the matter itself has been specifically included on an agenda as an item for possible action)	1
C.	<i>For Possible Action:</i> Approval of minutes of the October 10, 2023, meeting.....	1
D.	<i>For Possible Action:</i> Adoption Hearing for Revised LCB File No. R023-23. Hearing by the Commission to receive comments followed by consideration of and possible action, including adoption, revision, or rejection, regarding the following proposed amendment to the Nevada Administrative Code (NAC) Chapter 538; Specifically, NAC 538.370, NAC 538.460, NAC 538.470, and NAC 538.490 are deemed unnecessary and are therefore being repealed. NAC 538.025 is being placed near other similar regulations for clarity.	1
E.	<i>For Possible Action:</i> Consideration of and possible action by the Colorado River Commission of Nevada (Commission) to adjust the amount of collateral posted by the Commission's retail industrial contractors for Calendar Year 2024.	2
F.	<i>For Possible Action:</i> Consideration of and possible action to approve a Transmission Service Agreement among the Southern Nevada Water Authority, the Silver State Energy Association, and the Colorado River Commission of Nevada.....	3

G.	<i>For Possible Action:</i> Consideration of and possible action regarding update on Basic Water Company bankruptcy and Assignment, Assumption, and Consent Agreement among the Colorado River Commission of Nevada, Basic Water Company, and Henderson WC LLC., of existing hydropower contracts and related agreements.	4
H.	<i>For Information Only:</i> Consideration of and possible action to approve contract CRCMH-03 between successful bidder, Peak Substation, LLC, and the Colorado River Commission of Nevada, based on bid solicitation 69CRC-S2539 for Monthill Substation for Vacuum Medium-Voltage Circuit Breaker.....	5
I.	<i>For Information Only:</i> Update by Commission Staff on the financial audit for Fiscal Year 2023 being performed by Moss Adams.....	6
J.	<i>For Information Only:</i> Update on pending legal matters, including Federal Energy Regulatory Commission or Public Utilities Commission of Nevada filings	6
K.	<i>For Information Only:</i> Status update from Staff on the hydrological conditions, drought, and climate of the Colorado River Basin, Nevada’s consumptive use of Colorado River water, the drought contingency plan, impacts on hydropower generation, electrical construction activities and other developments on the Colorado River.....	6
L.	Comments from the public.....	7
M.	Comments and questions from the Commission members.	7
N.	Selection of the next possible meeting date.....	7
O.	Adjournment	7

The Colorado River Commission of Nevada (Commission) meeting was called to order by Vice Chairwoman Kelley at 1:45 p.m., followed by the pledge of allegiance.

A. Conformance to Open Meeting Law.

Executive Director, Eric Witkoski confirmed that the meeting was posted in compliance with the Open Meeting Law.

B. Comments from the public. Members of the public are invited to comment on items on the meeting agenda or on items not contained therein. No action may be taken on a matter raised during public comment until the matter itself has been specifically included on the agenda as an item for possible action.

Vice Chairwoman Kelley asked if there were any comments from the public. There were none.

C. For Possible Action: Approval of minutes of the October 10, 2023, meeting.

Commissioner Kirkpatrick moved for approval the minutes of the October 10, 2023, meeting. The motion was seconded by Commissioner Dan Stewart and approved by unanimous vote.

D. Possible Action: Adoption Hearing for Revised LCB File No. R023-23. Hearing by the Commission to receive comments followed by consideration of and possible action, including adoption, revision, or rejection, regarding the following proposed amendment to the Nevada Administrative Code (NAC) Chapter 538; Specifically,

NAC 538.370, NAC 538.460, NAC 538.470, and NAC 538.490 are deemed unnecessary and are therefore being repealed. NAC 538.025 is being placed near other similar regulations for clarity.

Mr. Witkoski introduced possible action for the Adoption Hearing for a revised LCB file No. R023-23 hearing by the Commission stating LCB File No. R023-23 was presented and approved on October 10, 2023, but in some communications with Legislative Counsel Bureau (LCB) requested the File to be readopted in a public hearing by the Commission. Special Counsel David Newton will explain more details during this Adoption Hearing.

Vice Chairwoman Kelley opened the public Adoption Hearing on the proposed amendment to the Nevada Administrative Code (NAC) Chapter 538 asking Staff to confirm that the Notice of Intent to Act upon Revised LCB File No. R023-23 has been properly posted.

Mr. Witkoski confirmed that the proposed regulation was properly posted.

Vice Chairwoman Kelley stated Mr. Witkoski had given the Commission a brief overview of the changes proposed. The Commission will turn to Special Counsel Newton to give the background regarding the need to have a readoption hearing.

Mr. Newton explained on October 10, 2023, the Commission approved LCB File No. R023-23 subsequently Staff was notified by Legislative Counsel Bureau (LCB) that due to switched personnel the final version received by the Commission was not the LCB final version, there were a couple of changes that had been made. The regulation before the Commission today is substantially similar to what was approved on October 10, 2023. The only thing that was added was some conforming language to clean up references in the regulation.

David Newton apologized as far as the posted notice, LCB informed Staff that because the Commission held the notice of adoption hearing on October 10, 2023, the Commission did not have to notice a second adoption hearing with the 30-day delay. The Commission had to ensure that it was noticed on the agenda as everything else was listed.

Vice Chairwoman Kelley opened the hearing for public comment. There were none.

Commissioners were asked if there were any questions or comments. There were none.

Commissioner Stewart moved to adopt Revised LCB File No. R023-23 regarding the following proposed amendment to the Nevada Administrative Code (NAC) Chapter 538; Specifically, NAC 538.370, NAC 538.460, NAC 538.470, and NAC 538.490 are deemed unnecessary and are therefore being repealed. NAC 538.025 is being placed near other similar regulations for clarity. The motion was seconded by Commissioner Jones and approved by unanimous vote.

<p>E. <i>For Possible Action:</i> Consideration of and possible action by the Colorado River Commission of Nevada (Commission) to adjust the amount of collateral posted by the Commission's retail industrial contractors for Calendar Year 2024.</p>

Assistant Director, Hydropower Gail Bates explained the Commission's statutory requirement for each of its retail power customers at the Black Mountain Industrial (BMI) Complex to provide collateral to protect the Commission and the state of Nevada from any financial risk posed by those contractors pursuant to the agency's regulations. Commission Staff are to conduct a yearly creditworthiness review and based on that review, establish the level of collateral each contractor is to provide. The Commission has the latitude to set the level of collateral, but regulations require that the minimum cannot be any less than 25% of the contractors' gross annual purchases. The current test period is from October 1, 2022, through September 30, 2023.

The Commission defines gross annual purchases based on expenses. The Commission does not include any offsetting revenues that could be there to offset expenses. The Commission has reviewed the payment history of the contractors and the activity of the contractors during the test period, and recommended the following:

Contractor	Form of Collateral	Present Collateral	Recommended Collateral Requirement	Collateral Adjustment
Henderson Water Company (formerly Basic Water Co)	Letter of Credit	\$170,077.56	\$170,077.56	\$0
Lhoist North America	Cash	\$21,684.43	\$24,342.70	\$2,658.27
EMD d/b/a Borman Specialty Materials	Cash	\$789,076.80	\$626,878.47	(\$162,198.33)
Olin Chlor Alkaline Products	Cash	\$53,789.07	\$53,789.07	\$0
Titanium Metals Corporation	Letter of Credit	\$503,396.22	\$599,752.33	\$96,356.11
		\$1,538,024.08	\$1,474,840.13	(\$63,183.95)

The proposed collateral represents a decrease in the collateral requirement for Borman Specialty Materials and an increase for Lhoist North America and Titanium Metals Corporation. The changes are driven primarily by changes in the electrical load of the contractors. For Olin Chlor Alkali, Staff recommends setting the collateral requirement at 35% of the contractor's gross annual purchases as a result of their late payment history during the test period. This results in no change to Olin's posted collateral for 2024. For Henderson Water Company, the collateral requirement has been set in accordance with the Assignment Agreement between Basic Water Company, Henderson Water Company, and the CRCNV which was approved at the Commission's September 2023 meeting.

Commissioner Stewart asked what will happen when the formal handover between Basic Water Company (BWC) through the bankruptcy court to Henderson Water Company is complete.

Ms. Bates explained in terms of collateral, Henderson Water Company is proposing to post a letter of credit and when received, the Commission will return Basic Water Company's cash to Basic Water Company.

Commissioner Stewart then asked if the collateral will be returned to Basic Water Company or to the bankruptcy court.

Ms. Bates replied that the collateral will be returned to Basic Water Company.

Commissioner Kirkpatrick moved to approve the adjusted amount of collateral posted by the Commission's retail industrial contractors for Calendar Year 2024. The motion was seconded by Commissioner Stewart and approved by unanimous vote.

F. *For Possible Action:* Consideration of and possible action to approve a Transmission Service Agreement among the Southern Nevada Water Authority, the Silver State Energy Association, and the Colorado River Commission of Nevada.

Ms. Bates stated the agency's Power Delivery Project is a system of transmission lines and substations that is owned and operated by the Commission authorized by NRS 538.161(2) and NRS 704.787, to provide electric facilities for the water pumping operations of the SNWA.

In 2007 the Commission entered into a Cooperative Agreement with the City of Boulder City, Lincoln County Power District No. 1, the Overton Power District No. 5, and the SNWA, that created the SSEA as a joint exercise of powers agency under NRS

277.080-277.180, for the purpose of engaging in certain activities associated with the acquisition and disposition of electric power to meet their own needs and the needs of their customers. The members of the SSEA have entered into several power services agreements, under which SSEA provides various power supply services to its members, and the members may enter into additional power services agreements in the future.

SSEA is staffed by employees of the Commission and SNWA and housed at the Molasky building near downtown Las Vegas. The SSEA has its own board of directors and its own manager. The SSEA, to fulfill its obligations to its members under the power services agreements, must have the ability to utilize electric transmission and distribution and other assets owned, controlled, and operated by the Commission and SNWA.

In 2013, the SSEA took over the responsibility of purchasing power for the SNWA and its member agencies, this was a role formally performed by the Commission. The Commission recognized that a different agency would be delivering power over facilities owned by the Commission. There is a simple transmission agreement which gives the SSEA the right to use those facilities for all intents and purposes.

The Commission still owns and operates the system. SNWA still pays for its operation and maintenance. The transmission agreement has no financial impact. It merely gives SSEA the right to use the facilities. The current agreement expires at the end of the year.

Staff recommended approving the Electric Power Transmission Services Agreement between the Commission, SNWA and SSEA for an additional ten-year term to December 31, 2033.

Commissioner Kirkpatrick moves to approve a Transmission Service Agreement among the Southern Nevada Water Authority, the Silver State Energy Association, and the Colorado River Commission of Nevada for a term to December 31, 2033. The motion was second by Commissioner Stewart and approved by unanimous vote.

<p>G. <i>For Possible Action:</i> Consideration of and possible action regarding update on Basic Water Company bankruptcy and Assignment, Assumption, and Consent Agreement among the Colorado River Commission of Nevada, Basic Water Company, and Henderson WC LLC., of existing hydropower contracts and related agreements.</p>
--

Special Counsel Michelle Briggs provided an update on the bankruptcy and transfer of contracts from Basic Water Company to Henderson WC LLC.

The court approved the plan, effective November 17, 2023. The sale occurred on the same effective date. The assignment approved by the Commission will be signed soon, additional documents Staff will need to execute the contracts essentially amounts to new notice provisions and to change the party.

Vice Chairwoman Kelley asked if there is any action required today.

Ms. Briggs stated Staff requests authority to prepare and execute ancillary documentation to effectuate the transfer of the contracts.

Commissioner Jones moved for approval granting Staff the authority to execute ancillary documents to effectuate the transfer of the contracts. The motion was seconded by Commissioner Kirkpatrick and approved by unanimous vote.

H. *For Information Only: Consideration of and possible action to approve contract CRCMH-03 between successful bidder, Peak Substation, LLC, and the Colorado River Commission of Nevada, based on bid solicitation 69CRC-S2539 for Monthill Substation for Vacuum Medium-Voltage Circuit Breaker.*

Assistant Director, Engineering and Operations Bob Resse A explained that pursuant to NRS 538.161, the Commission may execute contracts, for the planning, and development of any facilities for the generation or transmission of electricity for the greatest possible benefit to the state. Additionally, the Commission has a Facilities Development Agreement with the Southern Nevada Water Authority (SNWA) for the purpose of “creating a cooperative relationship to jointly develop, operate, maintain, use and replace a Power System” for SNWA and its members. SNWA has requested the Commission assist in the design, procure, and construct a new substation at Monthill. The proposed purchase contract is put forward for approval as part of work the Commission will perform for SNWA for the Monthill project.

On October 10, 2023, bid solicitation 69CRC-S2539 was posted in NevadaEPro. Bid solicitations were sent to 29 vendors registered with NevadaEPro, and additional independent vendors directly via email. The deadline for bid proposals closed at 2:00 p.m. on November 13, 2023. One quote was received through NevadaEPro from a qualified bidder. The evaluation team had no technical exceptions and recommended approval.

This Contract is to engineer, manufacture, assemble, test, ship, and provide ancillary services relating to the procurement of a Vacuum Medium Voltage Circuit Breaker. The Equipment will be purchased by the Commission pursuant to NRS 538.161 (2) and the Commission’s established Procedures for Purchasing Electrical Materials for the Power Delivery Project and State Administrative Manual (SAM) 0326.

Staff recommended the Commission approve the contract with Peak Substation Services and authorize the Executive Director to sign it on behalf of the Commission.

Commissioner Stewart moved to approve contract CRCMH-03 between successful bidder, Peak Substation, LLC, and the Colorado River Commission of Nevada, based on bid solicitation 69CRC-S2539 for Monthill Substation for Vacuum Medium-Voltage Circuit Breaker. The motion was seconded by Commissioner Kirkpatrick and approved by unanimous vote.

I. *For Information Only:* Update by Commission Staff on the financial audit for Fiscal Year 2024 being performed by Moss Adams.

Chief of Finance, Administration Doug Beatty stated the audit for 2023 is currently underway as of the first week in October. The Moss Adams Audit team visited the Commission Main Office for about a week reviewing account balances and the entries Staff had ready to post for the closing.

Staff prepared account payable confirmations and were sent to Moss Adams as requested. It is believed that all responses have been received. Staff is awaiting a few entries from State Controller Office's for Public Employees' Benefit Program and Public Employees' Retirement System to be included. Sr. auditors at Moss Adams are aware of this uncontrollable delay. It is also not likely that the Commission will meet the Government Finance Office Association's deadline by the end of December. Staff will request an extension.

Staff would like to be able to present a draft to the Finance and Audit Subcommittee in January. However, at this point the Commission is on hold. Keith Simovic, Moss Adams engagement partner, does not have any concerns for the Commission at this time.

Vice Chairwoman Kelley clarified that the issue with the Controller's office is being felt by agencies throughout the state.

Mr. Beatty clarified that this is correct. Mr. Beatty is considering whether Staff could estimate some of those entries and still be within their acceptable tolerance or materiality limits but has not had that conversation with Moss Adams.

Vice Chairwoman Kelley stated on behalf of the Commission that it continues to be appreciative of Moss Adams, and their professionalism.

J. *For Information Only:* Update on pending legal matters, including Federal Energy Regulatory Commission or Public Utilities Commission of Nevada filings.

Special Counsel David Newton provided an update stating oral argument for *Save the Colorado vs USDOJ* is scheduled by the U.S. Court of Appeals for the Ninth Circuit in Phoenix on February 6, 2024, at 9:30. However, calendar entries may change the hearing day.

K. *For Information Only:* Status update from Staff on the hydrological conditions, drought, and climate of the Colorado River Basin, Nevada's consumptive use of Colorado River water, the drought contingency plan, impacts on hydropower generation, electrical construction activities and other developments on the Colorado River.

Assistant Director, Natural Resources Dr. Warren Turkett presented current hydrology and river updates. A copy of the report is attached and made a part of the minutes (See Attachment A).

L. Comments from the public. Members of the public are invited to comment on items on the meeting agenda or on items not contained therein. No action may be taken on a matter raised during public comment until the matter itself has been specifically included on the agenda as an item for possible action.

Vice Chairwoman Kelley asked if there were any comments from the public. There were none.

M. Comments and questions from the Commission members.

Vice Chairwoman Kelley asked if any comments from the Commission members. There were none.

N. Selection of the next possible meeting date.

The next meeting is tentatively scheduled for 1:30 p.m. on January 9, 2024, at the Clark County Government Center, Commission Chambers, 500 South Grand Central Parkway, Las Vegas, Nevada 89155.

O. Adjournment.

The meeting was adjourned at 2:18 p.m.

Eric Witkoski, Executive Director

APPROVED:

Puoy K. Premsrut, Chairwoman



Colorado River Commission of Nevada


Hydrology and River Updates

Warren Turkett

December 12, 2023

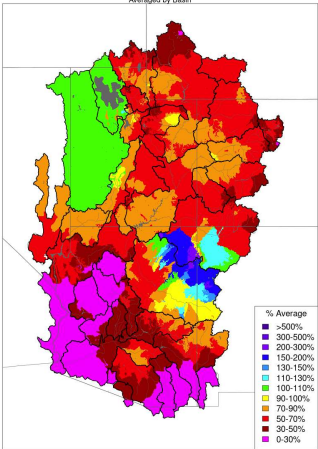


1



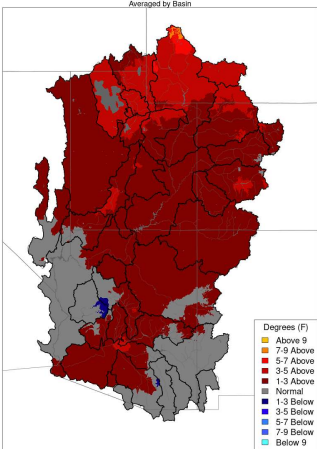
Precipitation and Temperature

Monthly Precipitation - November 2023
Averaged by Basin



Prepared by NOAA, Colorado Basin River Forecast Center
Salt Lake City, Utah, www.cbrfc.noaa.gov

Max Temp - Monthly Deviation - November 2023
Averaged by Basin

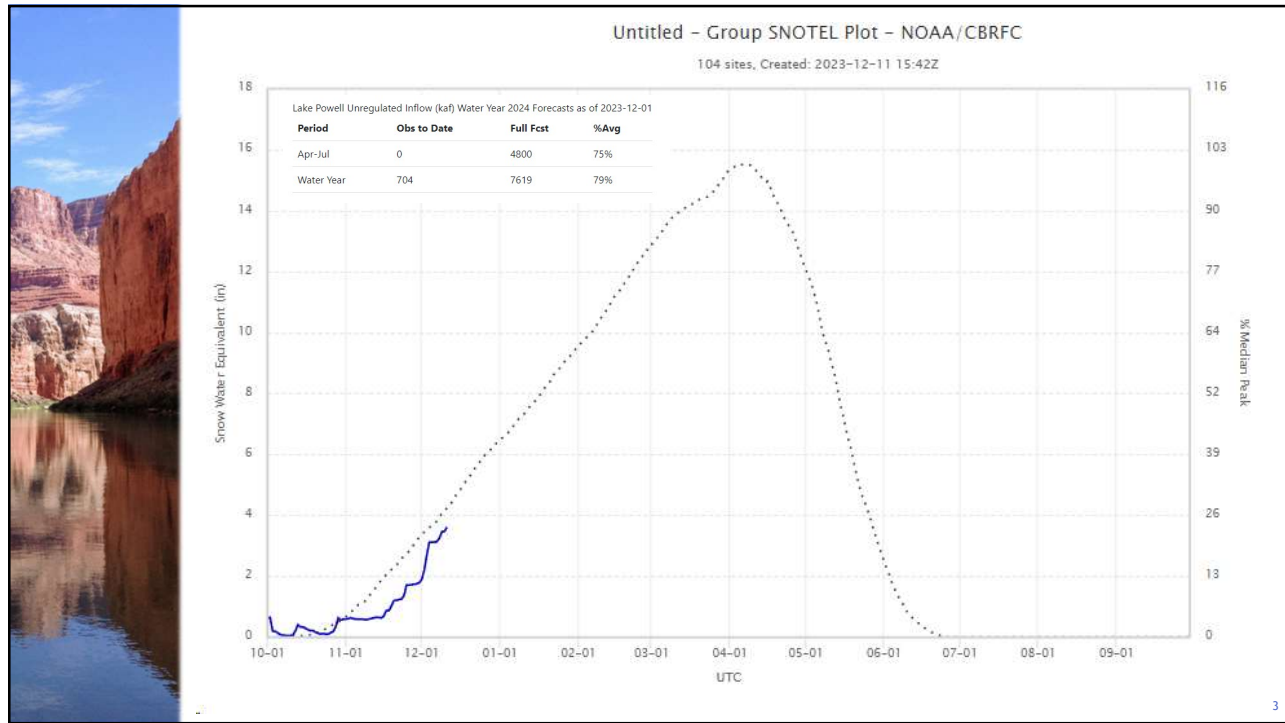


Prepared by NOAA, Colorado Basin River Forecast Center
Salt Lake City, Utah, www.cbrfc.noaa.gov

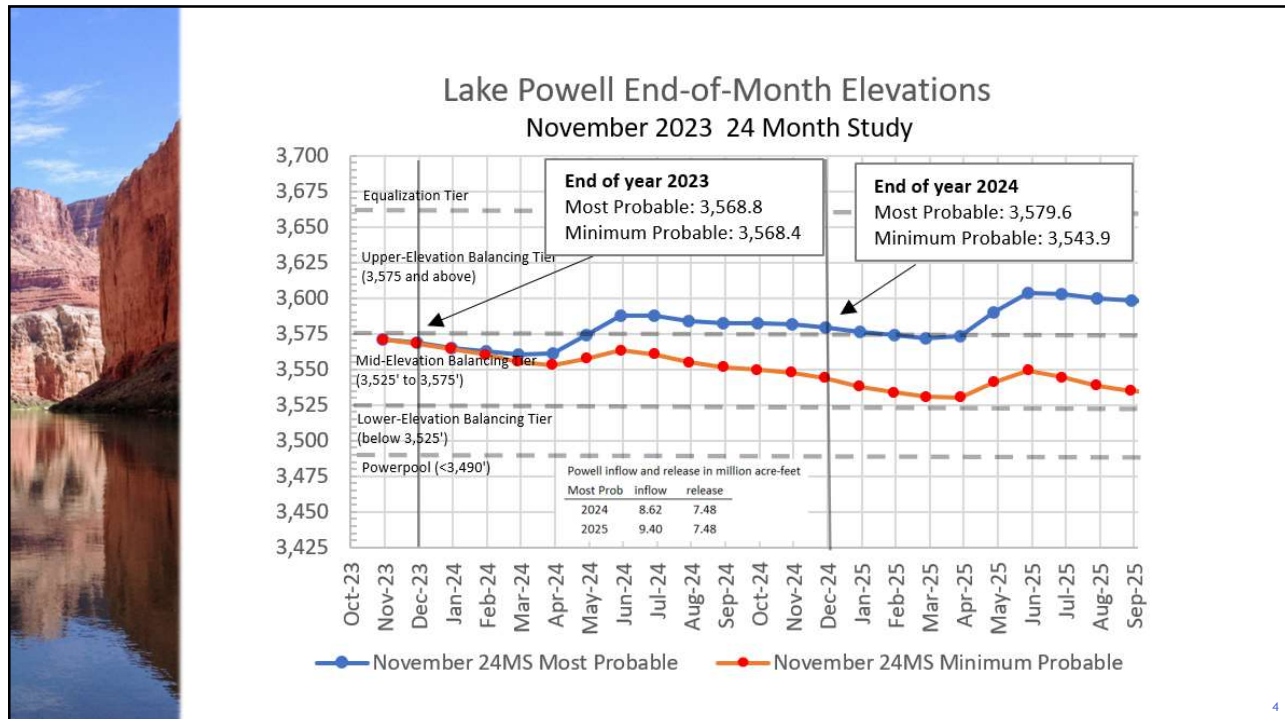
Lake Powell %Average Precipitation Water Year 2024

Area	Oct	Nov	Water Year
UC-Powell	92	56	73

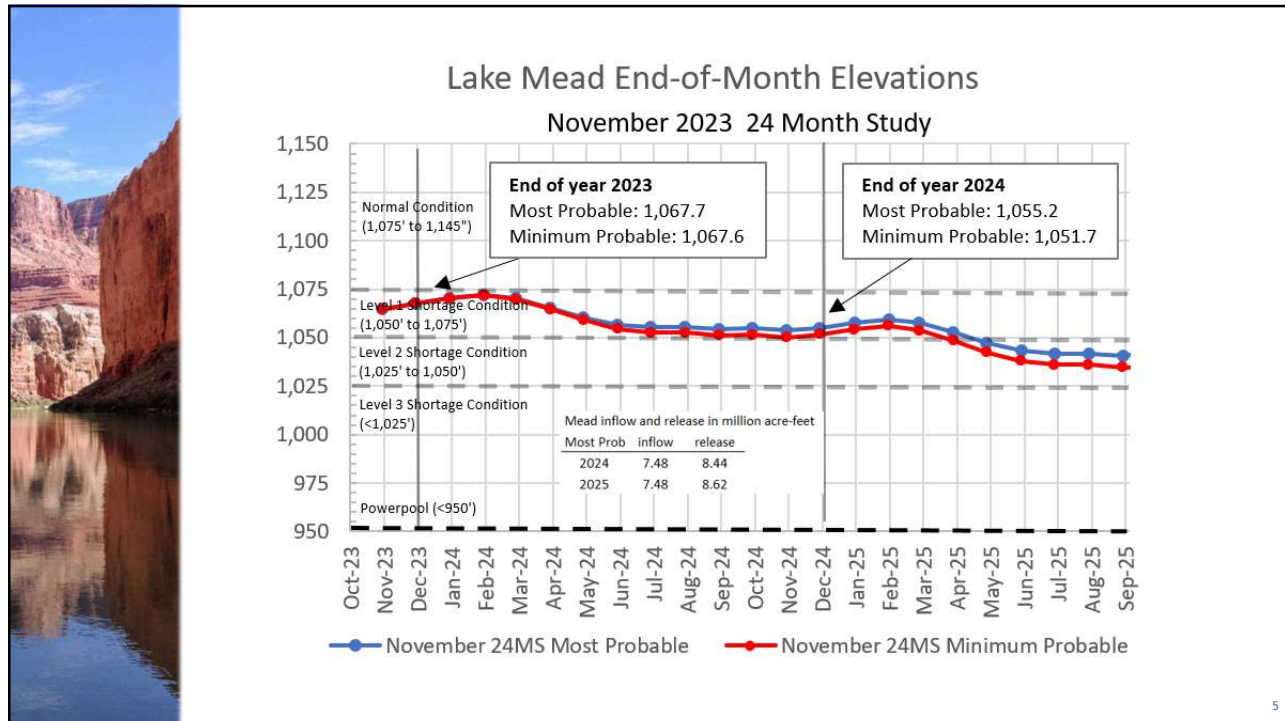
2



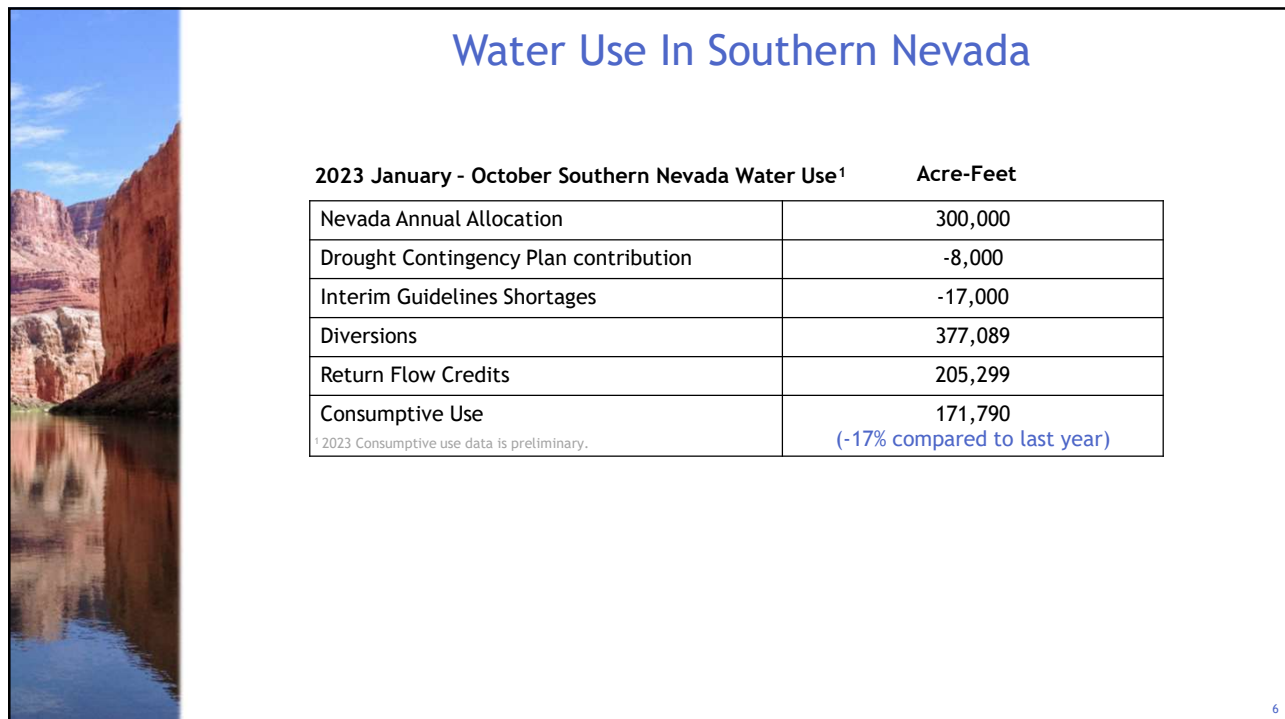
3



4



5



6

**COLORADO RIVER COMMISSION OF NEVADA
AGENDA ITEM D
FOR MEETING OF MARCH 12, 2024**

SUBJECT: *For Possible Action:* Selection of Vice Chair of the Commission.

RELATED TO AGENDA ITEM:

None.

RECOMMENDATION OR RECOMMENDED MOTION:

None.

FISCAL IMPACT:

None.

STAFF COMMENTS AND BACKGROUND:

**COLORADO RIVER COMMISSION OF NEVADA
AGENDA ITEM E
FOR MEETING OF MARCH 12, 2024**

SUBJECT: *For Possible Action:* Consideration and possible action to accept the Commission's Annual Comprehensive Financial Report for Fiscal Year 2023, and report and comments from the Finance and Audit Subcommittee members regarding the report based on the presentation by Moss Adams to the Subcommittee meeting on February 13, 2024

RELATED TO AGENDA ITEM:

None.

RECOMMENDATION OR RECOMMENDED MOTION: Staff recommends the Commission accept the Annual Comprehensive Financial Report for Fiscal Year 2023.

FISCAL IMPACT:

None.

STAFF COMMENTS AND BACKGROUND:

Enclosed is a copy of the Commission's Annual Comprehensive Financial Report for the Fiscal Year Ended June 30, 2023, and related documents. Staff will provide a report at the meeting.



Communications with Those
Charged with Governance

Colorado River Commission of Nevada

June 30, 2023

Communications with Those Charged with Governance

Board of Commissioners
Colorado River Commission of Nevada

We have audited the accompanying financial statements of the governmental activities, the business-type activities, each major fund and the budgetary schedules for the general fund and research and development fund of the Colorado River Commission of Nevada (the Commission), as of and for the year ended June 30, 2023, and have issued our report thereon dated February 22, 2024. Professional standards require that we provide you with the following information related to our audit.

Our Responsibility Under Auditing Standards Generally Accepted in the United States of America

As stated in our engagement letter dated June 30, 2023, we are responsible for forming and expressing an opinion about whether the financial statements that have been prepared by management, with your oversight, are prepared, in all material respects, in accordance with accounting principles generally accepted in the United States of America. Our audit of the financial statements does not relieve you or management of your responsibilities.

We conducted our audit in accordance with auditing standards generally accepted in the United States of America, the standards applicable to financial audits contained in *Government Auditing Standards*, issued by the Comptroller General of the United States and to design the audit to obtain reasonable, rather than absolute, assurance about whether the financial statements are free from material misstatement.

An audit of financial statements includes consideration of internal control over financial reporting as a basis for designing audit procedures that are appropriate in the circumstances, but not for the purpose of expressing an opinion on the effectiveness of the Commission's internal control over financial reporting. Accordingly, we considered the Commission's internal control solely for the purposes of determining our audit procedures and not to provide assurance concerning such internal control.

We are also responsible for communicating significant matters related to the financial statement audit that, in our professional judgment, are relevant to your responsibilities in overseeing the financial reporting process. However, we are not required to design procedures for the purpose of identifying other matters to communicate to you.

The supplementary information was subject to certain additional procedures, including comparing and reconciling such information directly to the underlying accounting and other records used to prepare the financial statements or to the financial statements themselves.

Planned Scope and Timing of the Audit

We performed the audit according to the planned scope and timing previously communicated to you in the engagement letter dated June 30, 2023.

Significant Audit Findings and Issues

Qualitative Aspects of Accounting Practices

Management is responsible for the selection and use of appropriate accounting policies. The significant accounting policies used by the Commission are described in Note 1 to the financial statements. During the year ended June 30, 2023, the City adopted the provisions of GASB Statement No. 96, *Subscription-Based Information Technology Arrangements*. The financial statements and related disclosures have been updated to conform to the guidance under GASB 96. We noted no transactions entered into by the Commission during the year for which there is a lack of authoritative guidance or consensus. There are no significant transactions that have been recognized in the financial statements in a different period than when the transaction occurred.

Significant Accounting Estimates

Accounting estimates are an integral part of the financial statements prepared by management and are based on management's knowledge and experience about past and current events and assumptions about future events. Certain accounting estimates are particularly sensitive because of their significance to the financial statements and because of the possibility that future events affecting them may differ significantly from those expected. The most sensitive estimates affecting the financial statements were:

Pension liability and related pension expense

This represents the amount of annual expense recognized for pensions and the related pension liability. The amount is actuarially determined, with Public Employees' Retirement System of Nevada management input. We have evaluated the key factors and assumptions used to develop the annual expense in determining that it is reasonable in relation to the financial statements taken as a whole.

Other post-employment and benefit obligations

This represents the amount of annual expenses recognized for post-employment benefits. The amount is actuarially determined with management input. We have evaluated the key factors and assumptions used to develop the annual expenses in determining that it is reasonable in relation to the financial statements taken as a whole.

Recovery periods for the cost of plant

This represents the depreciation of plant assets. Management's estimate of the recovery periods for the cost of plant is based on their evaluation of the useful lives of the assets. We have evaluated the key factors and assumptions used to develop the recovery periods in determining that they are reasonable in relation to the financial statements taken as a whole.

Financial Statement Disclosures

The disclosures in the financial statements are consistent, clear, and understandable. Certain financial statement disclosures are particularly sensitive because of their significance to financial statement users.

Significant Unusual Transactions

We encountered no significant unusual transactions during our audit of the Commission's financial statements.

Significant Difficulties Encountered in Performing the Audit

Professional standards require us to inform you of any significant difficulties encountered in performing the audit. No significant difficulties were encountered during our audit of the Commission's financial statements.

Disagreements with Management

For purposes of this letter, professional standards define a disagreement with management as a financial accounting, reporting, or auditing matter, whether or not resolved to our satisfaction, that could be significant to the financial statements or the auditor's report. No such disagreements arose during the course of our audit.

Circumstances that Affect the Form and Content of the Auditor's Report

There may be circumstances in which we would consider it necessary to include additional information in the auditor's report in accordance with auditing standards generally accepted in the United States of America. There were no circumstances that affected the form and content of the auditor's report.

Corrected and Uncorrected Misstatements

Professional standards require us to accumulate all factual and judgmental misstatements identified during the audit, other than those that are trivial, and communicate them to the appropriate level of management. None of the misstatements detected as a result of audit procedures and corrected by management were material, either individually or in the aggregate, to the financial statements as a whole.

We did not note any corrected or uncorrected misstatements during the course of the engagement.

Management Representations

We have requested certain representations from management that are included in the management representation letter dated February 22, 2024.

Management Consultation with Other Independent Accountants

In some cases, management may decide to consult with other accountants about auditing and accounting matters, similar to obtaining a "second opinion" on certain situations. If a consultation involves application of an accounting principle to the Commission's financial statements or a determination of the type of auditor's opinion that may be expressed on those statements, our professional standards require the consulting accountant to check with us to determine that the consultant has all the relevant facts. To our knowledge, there were no such consultations with other accountants.

Other Significant Audit Findings or Issues

We are required to communicate to you other findings or issues arising from the audit that are, in our professional judgment, significant and relevant to your oversight of the financial reporting process. There were no such items identified.

This information is intended solely for the use of the Board of Commissioners and management of the Colorado River Commission of Nevada and is not intended to be, and should not be, used by anyone other than these specified parties.

A handwritten signature in dark ink that reads "Moss Adams LLP". The signature is written in a cursive, flowing style.

Portland, Oregon
February 22, 2024



COLORADO RIVER COMMISSION OF NEVADA

A COMPONENT UNIT OF THE STATE OF NEVADA

ANNUAL COMPREHENSIVE FINANCIAL REPORT



**FOR THE YEAR ENDED
JUNE 30, 2023**

Table of Contents

	Page
Introductory Section	
Elected and Appointed Officials	1
Letter of Transmittal	2 - 6
Certificate of Achievement for Excellence in Financial Reporting	7
Organization Chart	8
Financial Section	
Report of Independent Auditors	9 - 12
Management's Discussion and Analysis	13 -21
Basic Financial Statements – Government-Wide Financial Statements	
Statement of Net Position	22 - 23
Statement of Activities	24
Basic Financial Statements – Fund Financial Statements	
Balance Sheet – Governmental Funds	25
Reconciliation of the Balance Sheet – Governmental Funds to the Statement of Net Position – Governmental Activities	26
Statement of Revenues, Expenditures and Changes in Fund Balances – Governmental Funds	27
Reconciliation of the Statement of Revenues, Expenditures and Changes in Fund Balances – Governmental Fund to the Statement of Activities – Governmental Activities	28
Statement of Revenues, Expenditures and Changes in Fund Balance – Budget and Actual – General Fund	29
Statement of Revenues, Expenditures and Changes in Fund Balance – Budget and Actual – Research and Development Special Revenue Fund	30
Statement of Net Position – Proprietary Funds	31
Statement of Revenues, Expenses and Changes in Net Position – Proprietary Funds	32
Statement of Cash Flows – Proprietary Funds	33

Notes to the Basic Financial Statements

Notes to Consolidated Financial Statements	34 - 55
--	---------

Required Supplementary Information

Multiple-Employer, Cost-Sharing Defined Benefit Pension Plan Proportionate Share of the Collective Net Pension Liability Information	56
Statutorily Required Contribution Information	57
Postemployment Benefits Other Than Pensions (OPEB) Proportionate Share of the Collective Net OPEB Obligation Information	58
Contractually Required Contribution Information	59
Notes to Required Supplementary Information	60

Report of Independent Auditors on Internal Control Over Financial Reporting and on Compliance and Other Matters Based on an Audit of Financial Statements Performed in Accordance with *Government Auditing Standards*

61 - 62

Statistical Section (unaudited)

Statistical Information for the Year Ended June 30, 2023	63 - 64
Net Position by Component	65
Changes in Net Position	66
Fund Balance, Governmental Funds	67
Changes in Fund Balance, Governmental Funds	68
Principal Revenue Payers	69
Ratios of Outstanding Debt	70
Available Revenue Debt Coverage	71
Demographic Statistics – Clark County, Nevada	72
Principal Employers – Clark County, Nevada	73
Employees by Department	74
Capital Asset Statistics by Function	75
Operating Indicators – Power Purchases in Megawatt Hours	76
Risk Management	77

Introductory Section

**Elected and Appointed Officials
For the Year Ended June 30, 2023**

STATE OF NEVADA

JOE LOMBARDO
Governor

AARON FORD
Attorney General

ANDY MATTHEWS
Controller

ZACH CONINE
Treasurer

FRANCISCO V. AGUILAR
Secretary of State

COLORADO RIVER COMMISSION

PUOY K. PREMSRIRUT
Chairwoman

KARA J. KELLEY
Vice Chairwoman

CODY T. WINTERTON
Commissioner

MARILYN KIRKPATRICK
Commissioner

DAN H. STEWART
Commissioner

ALLEN J. PULIZ
Commissioner

JUSTIN JONES
Commissioner

COMMISSION STAFF

ERIC P. WITKOSKI
Executive Director

SARA A. PRICE
Senior Assistant Director

GAIL A. BATES
Assistant Director Hydropower Energy Operations

DOUGLAS N. BEATTY
Division Chief, Finance and Administration

ANGELA K. SLAUGHTER
Natural Resources Program Manager

ROBERT D. REESE
Assistant Director Engineering and Operations

STATE OF NEVADA

JOE LOMBARDO, Governor
PUOY K. PREMSRIRUT, Chairwoman
KARA J. KELLEY, Vice Chairwoman
ERIC WITKOSKI, Executive Director



JUSTIN JONES, Commissioner
MARILYN KIRKPATRICK, Commissioner
ALLEN J. PULIZ, Commissioner
DAN H. STEWART, Commissioner
CODY T. WINTERTON, Commissioner

**COLORADO RIVER COMMISSION
OF NEVADA**

February 22, 2024

To the Honorable Chairwoman, and Members of the Colorado River Commission of Nevada:

It is a pleasure for us to present the Annual Comprehensive Financial Report of the Colorado River Commission of Nevada (Commission) for the year ended June 30, 2023, prepared by the financial and administrative division staff. This report is published to fulfill State of Nevada (State) law and bond covenants required within six months of the close of each fiscal year or as extended pursuant to the requirements of the GFOA for ACFR publication. Management assumes full responsibility for the completeness and reliability of the information contained in this report, based on a comprehensive framework of internal control that was established for this purpose. The Commission's controls have been developed in accordance with the State Controller's office State-wide internal control system. Because the cost of internal control should not exceed anticipated benefits, the objective is to provide reasonable, rather than absolute, assurance that the basic financial statements are free of any material misstatements.

Moss Adams LLP, Certified Public Accountants and Business Advisors audited the Commission's basic financial statements for the year ended June 30, 2023. The goal of the independent audit was to provide reasonable assurance that the basic financial statements of the Commission are free of material misstatement. The independent audit involved examining, on a test basis, evidence supporting the amounts and disclosures in the financial statements, assessing the accounting principles used and significant estimates made by management, and evaluating the overall financial statement presentation. The independent auditors concluded, based upon the audit, that there was a reasonable basis for rendering an unmodified opinion that the Commission's basic financial statements for the fiscal year ended June 30, 2023, are fairly presented, in all material respects, and in conformity with generally accepted accounting principles in the United States (GAAP). The independent auditors' report is presented in the financial section of this report.

GAAP requires that management provide a narrative introduction, overview, and analysis to accompany the basic financial statements in the form of Management's Discussion and Analysis (MD&A). This letter of transmittal is designed to complement the MD&A and is presented in the financial section of this report.

555 E. Washington Avenue, Suite 3100, Las Vegas, Nevada 89101-1065

Phone: (702) 486-2670
Fax: (702) 486-2695
<http://crc.nv.gov>

Profile of the Government

The Commission has broad statutory authority for the management of the State's allocation of power and water resources from the Colorado River. As a state agency, it comprises a component unit of the State for financial reporting purposes. Basic financial information presented herein is also included in the State's Annual Comprehensive Financial Report.

The Commission is governed by seven commissioners, four of whom, including the Chairwoman, are appointed by the Governor, with the remaining three appointed by the Southern Nevada Water Authority (SNWA). Commissioners are required to have a general knowledge of the development of the Colorado River and its tributaries within Nevada, as well as the rights of Nevada pertaining to the resources and benefits of the Colorado River.

The members of the Commission are:

<u>Name</u>	<u>Initial Appointment</u>	<u>Current Term</u>
Puoy K. Premsrirut Chairwoman	2013	July 1, 2020, to June 30, 2026
Kara J. Kelley Vice Chairwoman	2015	July 1, 2020, to June 30, 2026
Cody T. Winterton	2015	July 1, 2021, to June 30, 2024
Honorable Marilyn Kirkpatrick Clark County Commissioner	2016	July 21, 2022, to June 30, 2024*
Honorable Dan H. Stewart City of Henderson Councilman	2016	July 21, 2022, to June 30, 2024*
Allen J. Puliz	2019	September 1, 2022, to August 31, 2025
Honorable Justin Jones Clark County Commissioner	2020	July 21, 2022, to June 30, 2024*

* Designates those Commissioners appointed by the SNWA who have terms that are subject to reappointment and continuation of their service as Directors of SNWA.

The Commission is empowered to receive, protect, safeguard, and hold in trust all rights, interests, and benefits in and to the waters of the Colorado River and such power generated thereon to which Nevada is entitled. The Commission has the authority to make and enter compacts or contracts and cooperate with other entities, states, and/or the federal government in fulfilling its statutory responsibilities. The Commission's main office is in Las Vegas, Nevada.

Activities of the Commission are funded from revenue received from power and water contractors. An administrative charge is included in power sales to provide funding for power-related activities. Water administrative revenues are received from the SNWA. Interest income earned from investments by the State Treasurer also contributes to revenues. The Commission does not request or receive any State tax allocations or federal funds to support its administrative and operating functions.

Power

Nevada's allocation of hydropower from Hoover, Parker and Davis Dams, and the Salt Lake City Area Integrated Project is purchased by the Commission from the federal government and sold to several contracting entities in southern Nevada, including three rural electrification associations, one municipal and one investor-owned utility, and an industrial complex in Henderson, Nevada. The Commission also seeks and contracts for available capacity and energy from alternative sources in order to meet the needs of the entities it serves. The Commission is also responsible for developing power delivery facilities and providing power, including hydropower, to SNWA's treatment facilities and the Basic Industrial Complex in Henderson, Nevada. The Commission's customer base is set forth in NRS 704.787. The customers include an industrial complex, the SNWA and its member agencies (for water and wastewater pumping) and other customers who qualify for and receive a specific allocation under the Hoover Power Allocation Act of 2011 and other hydropower processes.

Water

The Commission represents Nevada's interests in interstate matters involving the Colorado River with the SNWA. The Commission and the SNWA work directly with the U.S. Bureau of Reclamation, the other six Colorado River Basin states consisting of Arizona, California, Colorado, New Mexico, Utah, and Wyoming and other water users on the river. The activities include negotiating new water supplies, identifying new operating strategies, balancing water use with a water supply, and developing new mechanisms for interstate water transfers and drought contingency plans.

Factors affecting Financial Condition

The information presented in the financial statements is best understood when it is considered from the broader perspective of the environment within which the Commission provides service.

Clark County (the County) and Local Economy

Although the resources of the Colorado River are allocated to the State, the primary area served by the Commission is Clark County.

Clark County encompasses 7,927 square miles. It includes five incorporated cities: Las Vegas, Henderson, North Las Vegas, City of Boulder City, and Mesquite; fourteen unincorporated towns; one school district; four library districts; one urban and two rural fire districts; one sanitation district; one urban and three rural water districts; and eleven judicial townships.

Clark County's population continues to increase at a modest rate as it has in the past several years. The most current certified population estimate (as certified by the Governor) indicates that Clark County's 2023 population is 2,361,285, a modest 1% increase from 2022's estimated population of 2,338,127. Clark County's population represents approximately 72.8% of the State's 2023 population (estimated at 3,419,678), virtually unchanged from the prior year's percentage. Current projections forecast the County

population to be 2,427,565 in 2024 and 2,460,051 in 2025. The current demographic estimate indicates continued growth over the next two years, also at a rate of approximately 1% annually, also virtually unchanged from previous years.

On January 23, 2024, the Nevada Department of Employment, Training, and Rehabilitation reported that statewide unemployment rate for December 2023 remained at 5.4% which was unchanged from the month of November. Still, employment in the state has increased by 56,384 jobs for the calendar year 2023. The increase in employment over the year reflects the modest rebound in jobs as the economy recovers. The total employment level in the state is 1,535,109. Las Vegas employment increased by 45,682 jobs since December 2022, which represents an increase of 4.2%

Casinos on the Las Vegas Strip continue to report strong gaming. Clark County casinos reported gaming wins of \$1.27 billion, which is up approximately 9.75 percent over the last year. With events coming back and strong demands for entertainment, and the revenue brought into the market by the Las Vegas Raiders football team, the Las Vegas economy is benefiting from a streak of an influx of gambling revenue. The arrival of the NFL Superbowl in February 2024 should provide an additional boost to the Clark County economy. Overall, the gaming in Clark County continues to drive the bulk of the upturn in the state.

Over this period, the revenues of the Commission have been relatively stable, and are projected to remain so over the next biennium. The major impact to the Commission has been related to its industrial customer base. These customers suffered decreases in product demand due to the pandemic and have not yet returned to previous production levels. However, the Commission's power resources continue to be among the lowest cost resources available to its customers, so the current level of demand is not projected to materially impact the Commission's revenues over the next biennium.

Long-term Financial Planning

The financial management division monitors the fund balance of the Commission's general fund to ensure adequate reserves to fund ongoing operations. State and Commission regulations provide the flexibility to adjust water administrative revenues with each budget cycle and to change power administrative charges with advance notice to the customers.

Acceptable fund balance and cash levels are maintained with an annual internal review and, during the budget cycle (each even-numbered year), are reviewed with the customers in budget preparation meetings. For enterprise funds, cash flow is monitored for these funds, as each month's billings reflect actual revenue requirements for the month. Risk for these funds revolves around the inherent enterprise risk of the Commission's customers.

To ensure ongoing revenues, the Commission monitors the creditworthiness of its customer and vendor base. As most of the customer base is governmental in nature, the risk of financial failure is not significant. For the customers that are not governmental based, the Commission requires deposits against power purchases in amounts determined annually by staff. These deposits are cash with one customer providing a letter of credit issued by a financial institution acceptable to the Commission and the State Treasurer. The Commission has latitude on setting the level of collateral, but pursuant to NAC 538.744, the collateral may not be less than twenty-five percent of the contractor's purchases of the prior year.

The Commission operates in close concert with all its customers and all customers have access to Commission records and operational information, including real-time power purchasing and invoicing amounts.

Cash in all funds is deposited in the State Treasurer's account and the Treasurer acts as the exclusive financial institution for the Commission. Interest income is received from the State Treasurer on all Commission cash. The Commission has no direct control over the investing activities of these resources.

Interest income is not significant and is not used in budgeting and cash needs analysis.

Market Risk Management

The Commission staff provides services to the SSEA which is responsible for procuring energy and associated services for the SNWA and its member agencies for their water pumping and wastewater needs. On occasion, when the load of the Commission's BMI customers requires power to be purchased from the market, the Commission does so through the SSEA. The SSEA has adopted an extensive risk management policy in line with current best electric power practices. A risk management committee has been established by the SSEA. This committee establishes risk parameters, policies, and procedures that govern power trading activity by the SSEA.

Other Information

In August of 2023, the United States Bureau of Reclamation (Bureau) announced a Level 1 water reduction on the Colorado River under current operating guidelines for 2024. The declaration limits the amount of water southern Nevada will be allowed to withdraw from Lake Mead in calendar year 2024. The declaration by the Bureau was an improvement from the Level 2 shortage that required a higher level of reductions for Nevada and Arizona during 2023. To ensure water supplies remain available, the Southern Nevada Water Authority and its member agencies have implemented several initiatives including water conservation programs, investments made for additional water resources and banking of unused resources.

Awards

The Government Finance Officers Association of the United States and Canada (GFOA) awarded a Certificate of Achievement for Excellence in Financial Reporting to the Commission for its comprehensive annual financial report for the fiscal year ended June 30, 2022. This was the 47th consecutive year that the Commission has achieved this prestigious award. To be awarded a Certificate of Achievement, a government must publish an easily readable and efficiently organized comprehensive annual financial report. This report must satisfy both GAAP and applicable legal requirements.

A certificate of achievement is valid for a period of one year only. We believe that our current comprehensive annual financial report continues to meet the Certificate of Achievement Program's requirements, and we are submitting it to the GFOA to determine its eligibility for another certificate.

Acknowledgements

Preparation of this report could not have been accomplished without the services of the entire staff of the Commission. We would like to express our appreciation to all members of the staff. We would also like to express our thanks to the Commission members for their interest and support in planning and conducting the Commission's financial affairs in a responsible and professional manner.

Respectfully submitted,



Eric Witkoski
Executive Director



Douglas N. Beatty
Division Chief, Finance and Administration



Government Finance Officers Association

Certificate of
Achievement
for Excellence
in Financial
Reporting

Presented to

Colorado River Commission of Nevada

For its Annual Comprehensive
Financial Report
For the Fiscal Year Ended

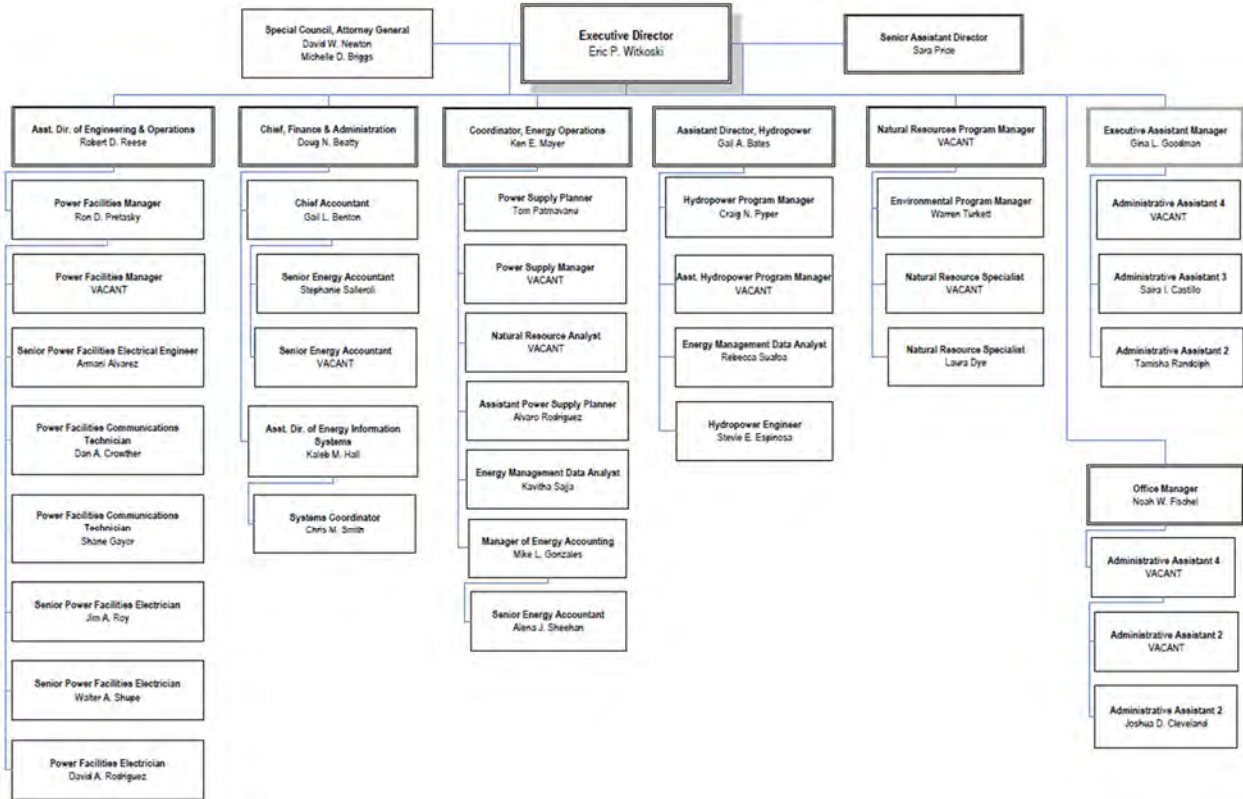
June 30, 2022

Christopher P. Morrell

Executive Director/CEO

Organization Chart

For the Year Ended June 30, 2023



Financial Section

Report of Independent Auditors

Board of Commissioners
Colorado River Commission of Nevada

Report on the Audit of the Financial Statements

Opinions

We have audited the financial statements of the governmental activities, the business-type activities, each major fund, and the budgetary statements for the general fund and the research and development fund of Colorado River Commission of Nevada (the Commission), a component unit of the State of Nevada, as of and for the year ended June 30, 2023, and the related notes to the financial statements, which collectively comprise the Commission's basic financial statements as listed in the table of contents.

In our opinion, the accompanying financial statements referred to above present fairly, in all material respects, the respective financial position of the governmental activities, the business-type activities, and each major fund of the Colorado River Commission of Nevada as of June 30, 2023, and the respective changes in financial position, budgetary statements for the general fund and research and development fund and, where applicable, cash flows thereof for the year then ended in accordance with accounting principles generally accepted in the United States of America.

Basis for Opinions

We conducted our audit in accordance with auditing standards generally accepted in the United States of America (GAAS) and the standards applicable to financial audits contained in *Government Auditing Standards (Government Auditing Standards)*, issued by the Comptroller General of the United States. Our responsibilities under those standards are further described in the Auditor's Responsibilities for the Audit of the Financial Statements section of our report. We are required to be independent of the Commission and to meet our other ethical responsibilities, in accordance with the relevant ethical requirements relating to our audit. We believe that the audit evidence we have obtained is sufficient and appropriate to provide a basis for our audit opinions.

Responsibilities of Management for the Financial Statements

Management is responsible for the preparation and fair presentation of the financial statements in accordance with accounting principles generally accepted in the United States of America, and for the design, implementation, and maintenance of internal control relevant to the preparation and fair presentation of financial statements that are free from material misstatement, whether due to fraud or error.

In preparing the financial statements, management is required to evaluate whether there are conditions or events, considered in the aggregate, that raise substantial doubt about the Commission's ability to continue as a going concern for twelve months beyond the financial statement date, including any currently known information that may raise substantial doubt shortly thereafter.

Auditor's Responsibilities for the Audit of the Financial Statements

Our objectives are to obtain reasonable assurance about whether the financial statements as a whole are free from material misstatement, whether due to fraud or error, and to issue an auditor's report that includes our opinions. Reasonable assurance is a high level of assurance but is not absolute assurance and therefore is not a guarantee that an audit conducted in accordance with GAAS and *Government Auditing Standards* will always detect a material misstatement when it exists. The risk of not detecting a material misstatement resulting from fraud is higher than for one resulting from error, as fraud may involve collusion, forgery, intentional omissions, misrepresentations, or the override of internal control. Misstatements are considered material if there is a substantial likelihood that, individually or in the aggregate, they would influence the judgment made by a reasonable user based on the financial statements.

In performing an audit in accordance with GAAS and *Government Auditing Standards*, we

- Exercise professional judgment and maintain professional skepticism throughout the audit.
- Identify and assess the risks of material misstatement of the financial statements, whether due to fraud or error, and design and perform audit procedures responsive to those risks. Such procedures include examining, on a test basis, evidence regarding the amounts and disclosures in the financial statements.
- Obtain an understanding of internal control relevant to the audit in order to design audit procedures that are appropriate in the circumstances, but not for the purpose of expressing an opinion on the effectiveness of the Commission's internal control. Accordingly, no such opinion is expressed.
- Evaluate the appropriateness of accounting policies used and the reasonableness of significant accounting estimates made by management, as well as evaluate the overall presentation of the financial statements.
- Conclude whether, in our judgment, there are conditions or events, considered in the aggregate, that raise substantial doubt about the Commission's ability to continue as a going concern for a reasonable period of time.

We are required to communicate with those charged with governance regarding, among other matters, the planned scope and timing of the audit, significant audit findings, and certain internal control-related matters that we identified during the audit.

Required Supplementary Information

Accounting principles generally accepted in the United States of America require that the management's discussion and analysis and required supplementary information as listed in the table of contents be presented to supplement the basic financial statements. Such information is the responsibility of management and, although not a part of the basic financial statements, is required by the Governmental Accounting Standards Board who considers it to be an essential part of financial reporting for placing the basic financial statements in an appropriate operational, economic, or historical context. We have applied certain limited procedures to the required supplementary information in accordance with auditing standards generally accepted in the United States of America, which consisted of inquiries of management about the methods of preparing the information and comparing the information for consistency with management's responses to our inquiries, the basic financial statements, and other knowledge we obtained during our audit of the basic financial statements. We do not express an opinion or provide any assurance on the information because the limited procedures do not provide us with sufficient evidence to express an opinion or provide any assurance.

Other Information

Management is responsible for the other information included in the annual report. The other information comprises the introductory and statistical sections but does not include the basic financial statements and our auditor's report thereon. Our opinions on the basic financial statements do not cover the other information, and we do not express an opinion or any form of assurance thereon.

In connection with our audit of the basic financial statements, our responsibility is to read the other information and consider whether a material inconsistency exists between the other information and the basic financial statements, or the other information otherwise appears to be materially misstated. If, based on the work performed, we conclude that an uncorrected material misstatement of the other information exists, we are required to describe it in our report.

Other Reporting Required by Government Auditing Standards

In accordance with *Government Auditing Standards*, we have also issued our report dated February 22, 2024, on our consideration of the Commission's internal control over financial reporting and on our tests of its compliance with certain provisions of laws, regulations, contracts, and grant agreements and other matters. The purpose of that report is solely to describe the scope of our testing of internal control over financial reporting and compliance and the results of that testing, and not to provide an opinion on the effectiveness of the Commission's internal control over financial reporting or on compliance. That report is an integral part of an audit performed in accordance with *Government Auditing Standards* in considering the Commission's internal control over financial reporting and compliance.

A handwritten signature in dark ink that reads "Moss Adams LLP". The signature is written in a cursive, flowing style.

Portland, Oregon
February 22, 2024

Management's Discussion and Analysis

Colorado River Commission of Nevada Management's Discussion and Analysis

This section of the Annual Comprehensive Financial Report of the Colorado River Commission of Nevada (the Commission) presents management's overall analysis of financial activities for the fiscal year ended June 30, 2023. This information will provide a more complete picture of Commission activities when read in conjunction with the basic financial statements, notes to the basic financial statements and letter of transmittal.

Financial Highlights

The assets and deferred outflows of the Commission's governmental activities exceed the liabilities and deferred inflows at the close of the fiscal year by \$7,395,979 (net position). However, the restricted fund balance related to the research and development fund was \$12,757,203; thus, the Commission's general fund's portion of the net position was (\$5,377,979).

The net position in the business-type activities and proprietary (enterprise) funds increased this year by \$15,675 from \$1,414,744 to \$1,430,419. The net position was expected to remain relatively stable as there were no significant power market changes or changes in programs during the year.

Cash balances in the governmental funds increased during the year, from a reported balance of \$14,486,228 in the year ended June 30, 2022, to \$15,300,220 in the year ended June 30, 2023. Cash in the research and development fund increased by \$434,498 due to reserve deposits while cash in the general fund increased by \$379,496 due to normal operations.

Total power sales and the total cost of electric service provided to the Commission's customers increased this year, due primarily to increases in federal power production cost passed along to the Commission's hydropower customers and increases in the activity related to the Power Delivery Project. The increase at the Power Delivery Project has been activity related to customer requested projects. Hydropower sales revenues increased over the level seen in 2022.

Analysis of each fund individually indicates that:

- Power marketing fund revenues increased from the prior year. Hydropower production increased slightly from the past year, but costs (and therefore revenues) increased due to increased maintenance activity as the drought continues. Power revenues in this fund increased from \$27,651,136 in the year ended June 30, 2022, to \$28,864,508 in the year ended June 30, 2023. This represents a 4.38% increase.
- Power operating expenses in the Power Marketing Fund increased from \$27,685,710 in 2022 to \$28,901,210 for the year ended June 30, 2023. This represents a 4.39% increase. Depreciation, general administrative charges and prepaid power advances remained relatively constant.

Colorado River Commission of Nevada Management's Discussion and Analysis

- Revenues of the power delivery fund increased from \$8,705,745 for the year ended June 30, 2022, to \$13,111,046 for the year ended June 30, 2023. This increase is the result of new projects requested by the Power Delivery Project customers, which they provide funding for.
- Power Delivery operating expenses experienced a corresponding increase from \$8,768,838 to \$13,170,772 for the same time period. We expect the power revenues and purchases to remain at increased levels as we continue to pursue the requested projects. All available hydropower resources will continue to be marketed to our customers.

The Commission will continue to supply customer load as needed and will pass the cost of the purchased power to its customers at total cost, including administrative costs.

The Silver State Energy Association (SSEA) was formed as a joint action agency with the goal of aggregating power load requirements and resources to take advantage of economies of scale and to participate collectively in potential electric power projects. Members of the SSEA includes the Commission, the City of Boulder City, Overton Power District No. 5, Lincoln County Power District No. 1 and the Southern Nevada Water Authority (SNWA). More information about SSEA may be found at www.silverstateenergy.org. Commission personnel continue to serve as contract staff for the SSEA. Power sales and costs related to the SSEA activity are not reported by the Commission. These activities are reported by the SSEA in its financial statements.

Overview of the Financial Statements

The Commission is a special-purpose State of Nevada (the State or Nevada) government entity. It is empowered primarily to administer the Colorado River water resources allocated to the State by the Federal Government and to provide electric power resources to specific legislatively approved entities. Given the Commission's enterprise funds have a statutorily provided customer base the funds are generally stable.

Through the Commission, most of the water resources have been allocated to the SNWA, a regional governmental water utility. The power resources are provided mostly to governmental or quasi-governmental entities and a limited number of industrial end users grandfathered into the Commission's service authority.

The water function is not intended to serve as an enterprise-type activity and is accounted for in the Commission's general fund. The electric power function is accounted for through two enterprise fund: the Power Delivery Fund and the Power Marketing Fund. The Power Marketing Fund records the transactions related to the purchase and sale of hydropower resources allocated to the State. These resources are generated from Federal Hydropower Projects (Hoover Dam, Parker-Davis Dam, and others) on the Colorado River. In addition to these funds, the Commission maintains one special revenue fund to account for the Lower Colorado River Multi-Species Conservation Program (LCRMSCP).

Colorado River Commission of Nevada Management's Discussion and Analysis

The Commission's basic financial statements comprise three components: 1) government-wide financial statements, 2) fund financial statements, and 3) notes to the financial statements. This report also contains supplementary information in addition to the basic financial statements themselves.

Government-wide Financial Statements

The government-wide financial statements are designed to provide readers with a broad overview of the Commission's finances, in a manner similar to a private sector business.

The statement of net position presents information on all the Commission's assets and liabilities, with the difference between the two reported as net position. Over time, increases or decreases in net position may serve as a useful indicator of whether the financial position of the Commission is improving or deteriorating.

The statement of activities presents information showing how the Commission's net position changed during the most recent fiscal year. All changes in net position are reported as soon as the underlying event giving rise to the change occurs, regardless of the timing of related cash flows. Thus, revenues and expenses are reported in this statement for some items that will only result in cash flows in future fiscal periods.

The functions reported on the Commission's basic financial statements are principally supported by user fees and charges. The water-related activities are supported by an administrative fee assessed on SNWA and the power-related activities are supported through administrative charges assessed as part of the sale of electric resources. Environmental activities are supported through administrative fees assessed on the SNWA and on hydropower customers.

Fund Financial Statements

A fund is a self-balancing group of related accounts that is used to maintain control over resources that have been segregated for specific activities or objectives. The Commission, like other governments, uses fund accounting to ensure and demonstrate compliance with finance related legal requirements. All the funds of the Commission can be divided into two categories: governmental and proprietary funds.

Governmental funds are used to account for essentially the same functions reported as governmental activities in the government-wide financial statements. However, unlike government-wide financial statements, governmental fund financial statements focus on near-term inflows and outflows of spendable resources, as well as on balances of spendable resources available at the end of the fiscal year. Such information may be useful in evaluating a government's near-term financing requirements.

Because the focus of governmental fund financial statements is narrower than that of the government-wide financial statements, it is useful to compare the information presented for governmental funds with similar information presented for governmental activities in the government-wide financial statements. By doing so, readers may better understand the long-term impact of the government's near-term financing decisions. Both the governmental fund balance sheet and the statement of revenues, expenditures and changes in fund balances provide a reconciliation to facilitate this comparison.

Colorado River Commission of Nevada Management's Discussion and Analysis

The Commission maintains two governmental funds, the general fund and the research and development fund. Information is presented separately in the governmental fund balance sheet and statement of revenues, expenditures, and changes in fund balances for both funds. However, only the general fund is considered a major fund.

The Commission maintains two proprietary (enterprise) funds, both of which are also considered major funds. These funds are used to report the same functions presented as business-type activities in the government-wide financial statements. The proprietary fund financial statements provide the same type of information as the government-wide financial statements, but in more detail.

The Commission adopts an annual budget for all funds. A budgetary comparison is provided in this report for the two governmental funds.

Notes to the Basic Financial Statements

The notes to the basic financial statements provide additional information that is essential to a full understanding of the data provided in the government-wide financial statements and fund financial statements.

Government-wide Financial Analysis

Net position may serve over time as a useful indicator of a government's financial condition. Increases or decreases in the net position may, over time be an indicator of improving or deteriorating financial stability of the entity. However, this must be evaluated with other factors, some of which are detailed in the following tables.

Summary Statement of Net Position						
	Governmental Activities			Business-type Activities		
	2023	2022	Change	2023	2022	Change
Assets						
Current	\$ 15,863,445	\$ 14,804,932	\$ 1,058,513	\$ 7,358,355	\$ 7,466,706	\$ (108,351)
Noncurrent						
Restricted	-	-	-	2,557,759	2,527,940	29,819
Capital assets, net	16,675	270,746	(254,071)	39,091,356	41,138,897	(2,047,541)
Other	-	-	-	21,514,174	22,324,432	(810,258)
Total assets	<u>15,880,120</u>	<u>15,075,678</u>	<u>804,442</u>	<u>70,521,644</u>	<u>73,457,975</u>	<u>(2,936,331)</u>
Deferred outflows of resources	<u>2,651,528</u>	<u>2,466,657</u>	<u>184,871</u>	<u>-</u>	<u>-</u>	<u>-</u>
Liabilities						
Current	691,182	816,581	(125,399)	9,241,136	9,425,021	(183,885)
Noncurrent	9,835,802	6,665,279	3,170,523	59,850,089	62,618,210	(2,768,121)
Total liabilities	<u>10,526,984</u>	<u>7,481,860</u>	<u>3,045,124</u>	<u>69,091,225</u>	<u>72,043,231</u>	<u>(2,952,006)</u>
Deferred inflows of resources	<u>608,685</u>	<u>3,344,947</u>	<u>(2,736,262)</u>	<u>-</u>	<u>-</u>	<u>-</u>
Net position						
Net investment in capital assets	16,675	28,065	(11,390)	39,091,356	41,138,897	(2,047,541)
Restricted	12,757,203	12,077,241	679,962	-	-	-
Unrestricted	(5,377,899)	(5,389,778)	11,879	(37,660,937)	(39,724,153)	2,063,216
Total net position	<u>\$ 7,395,979</u>	<u>\$ 6,715,528</u>	<u>\$ 680,451</u>	<u>\$ 1,430,419</u>	<u>\$ 1,414,744</u>	<u>\$ 15,675</u>

Colorado River Commission of Nevada Management's Discussion and Analysis

Note that the total assets in the governmental activities increased from the previous year and relates primarily to increases in cash balances.

Total assets in the business-type activities and proprietary funds decreased from the previous year. The decrease represents normal operational fluctuations in revenues and expenses and collection timeframes and is found in decreased cash balances and continuing depreciation and amortization expenses.

Summary Changes in Net Position						
	Governmental Activities			Business-type Activities		
	2023	2022	Change	2023	2022	Change
Revenues						
Program revenues						
Charges for services	\$ 3,523,535	\$ 3,412,462	\$ 111,073	\$ 41,895,754	\$ 36,277,080	\$ 5,618,674
General revenues						
Investment income (loss)	396,012	(377,552)	773,564	112,103	(167,101)	279,204
Gain on disposal of capital assets	-	-	-	-	-	-
Miscellaneous	51,007	68,982	(17,975)	79,800	79,801	(1)
Total revenues	<u>3,970,554</u>	<u>3,103,892</u>	<u>866,662</u>	<u>42,087,657</u>	<u>36,189,780</u>	<u>5,897,877</u>
Expenses						
General government	2,795,937	1,823,734	972,203	-	-	-
Research and development	494,166	443,701	50,465	-	-	-
Power marketing	-	-	-	28,901,210	27,685,710	1,215,500
Power delivery	-	-	-	13,170,772	8,768,838	4,401,934
Total expenses	<u>3,290,103</u>	<u>2,267,435</u>	<u>1,022,668</u>	<u>42,071,982</u>	<u>36,454,548</u>	<u>5,617,434</u>
Change in net position before transfers	<u>680,451</u>	<u>836,457</u>	<u>(156,006)</u>	<u>15,675</u>	<u>(264,768)</u>	<u>280,443</u>
Transfers	<u>-</u>	<u>-</u>	<u>-</u>	<u>-</u>	<u>-</u>	<u>-</u>
Change in net positions	<u>680,451</u>	<u>836,457</u>	<u>(156,006)</u>	<u>15,675</u>	<u>(264,768)</u>	<u>280,443</u>
Net position, beginning of year	<u>6,715,528</u>	<u>5,879,071</u>	<u>836,457</u>	<u>1,414,744</u>	<u>1,679,512</u>	<u>(264,768)</u>
Net position, end of year	<u>\$ 7,395,979</u>	<u>\$ 6,715,528</u>	<u>\$ 680,451</u>	<u>\$ 1,430,419</u>	<u>\$ 1,414,744</u>	<u>\$ 15,675</u>

The governmental activities of the Commission are small in comparison to the capital and power purchasing activities. The Commission's water-related efforts and hydropower support activities form the bulk of the governmental programs. These activities are funded on a current basis through administrative assessments and the Commission carries minimal necessary cash balances for these activities. Governmental fund revenues increased slightly this year from the prior year due to increased federal hydropower costs passed on to the Commission's customers. Once again decreased hydrology resulted in a small decrease in related hydropower production. The decrease in governmental expenses represented in this table represent changes due to new accounting pronouncements that require leases to be capitalized and reported as amortization costs.

The activities related to the electric power utility function are large and generate millions of dollars in both revenues and expenses. However, as the Commission's contracts for power allow only for recovery of cost in the enterprise funds, these activities do not contribute significant amounts to net position. In fact, based on timing differences between collections from customers and payment to vendors, the contributions to net position from these activities may be negative in any given year.

Colorado River Commission of Nevada Management's Discussion and Analysis

Governmental Funds Financial Analysis

The Commission uses fund accounting to ensure and demonstrate compliance with finance-related legal requirements. All cash receipts and disbursements are processed and recorded by the State Controller. Budgetary and cash control is imposed by the Controller on the general and special revenue funds. Cash control is required for the enterprise funds. No vouchers are processed for payment unless adequate budget authority exists.

The Commission downloads data from the Controller related to revenue and expense transactions. These downloads are imported into a computerized reporting system for financial report preparation purposes. As more fully explained in the notes to the basic financial statements, the accounting policies of the Commission conform to, and its financial statements have been prepared in accordance with, accounting principles generally accepted in the United States (GAAP) applicable to government units.

The Commission is not subject to regulation by federal or state utility regulatory bodies. General governmental activity of the Commission is recorded in the general fund.

Funding sources for the Commission's general fund administrative functions are detailed below:

General Fund Administrative Funding Sources						
	2023		2022		Change	
	Amount	Percent	Amount	Percent	Amount	Percent
Revenues						
Power administrative charges	\$ 1,222,745	22.47%	\$ 1,349,906	25.87%	\$ (127,161)	-9.42%
Water charges	1,459,610	26.82%	1,307,081	25.05%	152,529	11.67%
Investment income (loss)	63,064	1.16%	(62,119)	-1.19%	125,183	-201.52%
Miscellaneous	51,007	0.94%	68,982	1.32%	(17,975)	-26.06%
Total revenues	2,796,426	51.39%	2,663,850	51.06%	132,576	4.98%
Salaries and overhead recovered by allocation	2,645,605	48.61%	2,553,619	48.94%	91,986	3.60%
Total funding sources	<u>\$ 5,442,031</u>	<u>100%</u>	<u>\$ 5,217,469</u>	<u>100%</u>	<u>\$ 224,562</u>	<u>4.30%</u>

Revenues in the Commission's general fund totaled \$2,796,426 for the year ended June 30, 2023, \$132,576 more than the \$2,663,850 realized in the year ended June 30, 2022. The increase is a result of the new resource charge and better hydrology for the year. Allocated salaries and overhead increased as a result of personnel gains and increased salary costs during the year.

Colorado River Commission of Nevada Management's Discussion and Analysis

Change in levels of expenditures from the preceding year was as follows:

General Fund Expenditures			
	2023	2022	Change
Expenditures			
Personnel services	\$ 4,262,422	\$ 4,000,710	\$ 261,712
Travel, out-of-state	40,681	16,001	24,680
Rent and insurance	11,344	12,858	(1,514)
Dues and registration fees	63,214	74,577	(11,363)
Contractual services	252,044	144,225	107,819
Legal	23,958	305,684	(281,726)
Water purchases	(5,584)	14,652	(20,236)
Equipment, furniture and fixtures, non-capitalized	12,605	13,716	(1,111)
Equipment, furniture and fixtures, capitalized	-	-	-
Other	303,068	306,909	(3,841)
Principal	123,149	117,724	5,425
Interest	5,884	8,678	(2,794)
Capital Outlay	-	364,022	(364,022)
Total expenditures	5,092,785	5,379,756	(286,971)
Salaries and overhead recovered by allocation	(2,645,605)	(2,553,619)	(91,986)
Net expenditures	<u>\$ 2,447,180</u>	<u>\$ 2,826,137</u>	<u>\$ (378,957)</u>

Note: Certain immaterial prior year amounts have been reclassified to agree to current year presentation.

Allocated salary and overhead are collected and paid by the enterprise fund for the cost incurred by the general fund.

Net expenditures for the year ended June 30, 2023, in the general fund totaled \$2,447,180, which is \$378,957 less than the \$2,826,137 expended during the year ended June 30, 2022. The decrease can be attributed to the accounting change in lease cost reporting as the new standard (GASB 87) requires the lease be recognized only when a new biennium begins.

Research and Development Special Revenue Fund Summary Financial Information

	2023	2022	Change
Total assets	\$ 12,832,647	\$ 12,145,032	\$ 687,615
Total liabilities	75,444	67,791	7,653
Total fund balance, end of year	12,757,203	12,077,241	679,962
Total revenues	1,174,128	440,042	734,086
Total expenditures	494,166	443,701	50,465

The research and development fund records the transactions related to the LCRMSP. The goals of the program are to work toward the recovery of listed species through habitat and species conservation and attempt to reduce the likelihood of additional species listings under the Endangered Species Act. The program will also accommodate current water diversions and power production and optimize opportunities for future water and power development. This program is a 50-year program, and this is the twelfth year of operations under the program. In accordance with the funding contracts,

Colorado River Commission of Nevada Management's Discussion and Analysis

current payments related to the program are now depositing substantial amounts into a reserve account for use related to species habitats in the future. This will continue for the next few years until appropriate expenditures are directed by the United States Bureau of Reclamation. All charges to Commission customers for this program are pursuant to contract.

Fund balances in the general fund and special revenue fund at year end compared to the previous year were:

Fund Balances - Governmental Funds			
	2023	2022	Change
General fund	\$ 2,727,247	\$ 2,378,001	\$ 349,246
Research and development special revenue fund	12,757,203	12,077,241	679,962

General Fund Budgetary Information

There were no significant changes to the budget for the year ended June 30, 2023. The budget to actual comparisons for the Commission's governmental funds is detailed below:

Summary of Selected General Fund Budget and Actual Information				
	Original Budget	Final Budget	Actual	Variance
Total revenues	\$ 4,890,151	\$ 4,890,151	\$ 2,796,426	\$ 2,093,725
Total net expenditures	4,123,308	4,123,308	2,447,180	1,676,128
Total fund balance, end of year	2,963,057	2,963,057	2,727,247	235,810

Review of revenue budget to actual comparisons show both administrative charges were below budget. The hydropower administrative charge was projected based on anticipated administrative expenditures. The water charges were estimated to include significant utilization of outside consultants. Anticipated contract services were not fully utilized, and water administrative cash reserves were adequate, the billings were reduced to reflect this.

Review of expenditures indicates that personnel costs overall were below budget. The significant positive variances were in personnel; this is due to budgeting unfilled positions at maximum salary levels and loss of staff during the year; outside contractual costs, which were below budgeted amounts due to less activity relating to river related functions that would have required the use of outside experts. The cost allocation amount also reflects budgeted position levels that were not utilized at that level.

Capital Assets

The Commission's investment in capital assets for its governmental and business-type activities as of June 30, 2023, is \$39,108,031 (net of accumulated depreciation). This investment includes the power delivery system, automobiles, and equipment (both administrative vehicles and power delivery project utility vehicles), and office furniture. The depreciable lives related to the Commission's automobiles and equipment are dictated by the policies and standards adopted by the State. The Commission does not have the ability to change the policies and standards related to the depreciable lives or methods on its own.

Colorado River Commission of Nevada Management's Discussion and Analysis

As of June 30, 2023, the Commission's capital assets consisted of the following:

Capital assets, net of accumulated depreciation and amortization						
	Governmental Activities			Business-type Activities		
	2023	2022	Change	2023	2022	Change
Power transmission system	\$ -	\$ -	\$ -	\$ 38,970,861	\$ 40,964,358	\$ (1,993,497)
Automobiles and other equipment	16,675	28,065	(11,390)	120,495	174,539	(54,044)
Total assets	<u>\$ 16,675</u>	<u>\$ 28,065</u>	<u>\$ (11,390)</u>	<u>\$ 39,091,356</u>	<u>\$ 41,138,897</u>	<u>\$ (2,047,541)</u>

Please refer to Note 3 to the financial statements for more detailed information related to the capital assets of the Commission.

Debt Administration

As of June 30, 2023, outstanding long-term obligations of the Commission consisted of the following:

Summary of Outstanding Debt			
	Average Interest Rate	Maturity Date	Outstanding Balance
Hoover Visitor Center, Series 2014E	3.9%	2043	\$ 24,415,000

The Commission's bonds are both general obligation and revenue supported (double-barreled) bonds. The Hoover visitor center bonds, the only currently outstanding bonds, are taxable bonds. The bonds are backed by the full faith and credit of the State; however, Commission bonds have always been, and will continue to be, self-supporting debt payable from revenues from the sale of power.

Please refer to Note 3 to the financial statements for more detailed information related to debt activity of the Commission.

Colorado River Commission of Nevada Management's Discussion and Analysis

Additional Information

In August of 2023, the United States Bureau of Reclamation (Bureau) announced a Level 1 water reduction on the Colorado River under current operating guidelines for 2024. The declaration limits the amount of water southern Nevada will be allowed to withdraw from Lake Mead in calendar year 2024. The declaration by the Bureau was an improvement from the Level 2 shortage that required a higher level of reductions for Nevada and Arizona during 2023. To ensure water supplies remain available, the Southern Nevada Water Authority and its member agencies have implemented several initiatives including water conservation programs, investments made for additional water resources and banking of unused resources.

This financial report is designed to provide a general overview of the Commission's finances for all interested parties. Questions concerning any of the information provided in this report or requests for additional financial information should be addressed to the Division Chief, Finance and Administration, Colorado River Commission, 555 East Washington Avenue, Suite 3100, Las Vegas, NV 89101. In addition, the Commission maintains a website that provides additional information on all issues discussed in this analysis, on many other programs and projects of the Commission and information related to customers and staff contacts. The website address is <http://crc.nv.gov>.

**Basic Financial Statements –
Government-Wide Financial Statements**

Colorado River Commission of Nevada
Statement of Net Position
June 30, 2023

	Governmental Activities	Business- type Activities	Total
ASSETS			
Current assets			
Cash and cash equivalents	\$ 15,300,222	\$ 3,192,347	\$ 18,492,569
Accounts receivable, net	126,820	1,889,514	2,016,334
Interest receivable	227,668	68,995	296,663
Due from other governments	30,260	9,710	39,970
Internal balances	178,475	(178,475)	-
Prepaid items	-	689,980	689,980
Prepaid power	-	1,686,284	1,686,284
Total current assets	15,863,445	7,358,355	23,221,800
Noncurrent assets			
Restricted assets			
Cash and cash equivalents	-	2,557,759	2,557,759
Capital assets, net of accumulated depreciation and amortization			
Power transmission system	-	38,970,861	38,970,861
Automobiles and other equipment	16,675	120,495	137,170
Total capital assets, net of accumulated depreciation and amortization	16,675	39,091,356	39,108,031
Other assets			
Prepaid power	-	21,514,174	21,514,174
Total noncurrent assets	16,675	63,163,289	63,179,964
Total assets	15,880,120	70,521,644	86,401,764
DEFERRED OUTFLOWS OF RESOURCES			
Deferred outflows related to pensions	2,470,716	-	2,470,716
Deferred outflows related to other postemployment benefits	180,812	-	180,812
Total deferred outflows of resources	2,651,528	-	2,651,528
Total assets and deferred outflows of resources	18,531,648	70,521,644	89,053,292
LIABILITIES			
Current liabilities			
Accounts payable	25,125	2,123,685	2,148,810
Accrued payroll	228,204	-	228,204
Due to other governments	30,260	9,710	39,970
Customer payables, collateral and other deposits	11,598	2,483,143	2,494,741
Unearned revenue	83,808	3,563,980	3,647,788
Interest payable	-	245,618	245,618
Bonds payable	-	815,000	815,000
Compensated absences	312,187	-	312,187
Total current liabilities	691,182	9,241,136	9,932,318

See accompanying notes.

Colorado River Commission of Nevada
Statement of Net Position
June 30, 2023

	Governmental Activities	Business- type Activities	Total
Noncurrent liabilities			
Unearned revenue	\$ -	\$ 36,369,986	\$ 36,369,986
Bonds and notes payable, net of unamortized premiums and discounts	-	23,480,103	23,480,103
Compensated absences	244,727	-	244,727
Net pension liability	7,189,046	-	7,189,046
Net other postemployment benefits obligation	2,402,029	-	2,402,029
Total noncurrent liabilities	9,835,802	59,850,089	69,685,891
Total liabilities	\$ 10,526,984	\$ 69,091,225	\$ 79,618,209
DEFERRED INFLOWS OF RESOURCES			
Deferred inflows related to pensions	\$ 327,732	\$ -	\$ 327,732
Deferred inflows related to other postemployment benefits	280,953	-	280,953
Total deferred inflows of resources	608,685	-	608,685
Total liabilities and deferred inflows of resources	11,135,669	69,091,225	80,226,894
NET POSITION			
Net investment in capital assets	16,675	39,091,356	39,108,031
Restricted			
Research and development	12,757,203	-	12,757,203
Unrestricted	(5,377,899)	(37,660,937)	(43,038,836)
Total net position	\$ 7,395,979	\$ 1,430,419	\$ 8,826,398

See accompanying notes.

Colorado River Commission of Nevada
Statement of Activities
June 30, 2023

FUNCTION/ PROGRAM	Expenses	Program	Net (Expense) Revenues and Changes in Net Position		Total
		Revenues Charges for Services	Governmental Activities	Business- type Activities	
Governmental activities					
General government	\$ 2,795,937	\$ 2,682,355	\$ (113,582)	\$ -	\$ (113,582)
Research and development	494,166	841,180	347,014	-	347,014
Total governmental activities	3,290,103	3,523,535	233,432	-	233,432
Business-type activities					
Power marketing	28,901,210	28,864,508	-	(36,702)	(36,702)
Power delivery	13,170,772	13,031,246	-	(139,526)	(139,526)
Total business-type activities	42,071,982	41,895,754	-	(176,228)	(176,228)
Total	\$ 45,362,085	\$ 45,419,289	233,432	(176,228)	57,204
GENERAL REVENUES					
Investment income			396,012	112,103	508,115
Miscellaneous			51,007	79,800	130,807
Total general revenues			447,019	191,903	638,922
CHANGE IN NET POSITION			680,451	15,675	696,126
NET POSITION, BEGINNING OF YEAR			6,715,528	1,414,744	8,130,272
NET POSITION, END OF YEAR			\$ 7,395,979	\$ 1,430,419	\$ 8,826,398

See accompanying notes.

Basic Financial Statements – Fund Financial Statements

Colorado River Commission of Nevada
Balance Sheet – Governmental Funds
June 30, 2023

		General Fund	Special Revenue Fund Research and Development	Total Governmental Funds
ASSETS				
Cash and cash equivalents		\$ 2,777,237	\$ 12,522,985	\$ 15,300,222
Accounts receivable, net		3,273	123,547	126,820
Interest receivable		41,553	186,115	227,668
Due from other governments		30,260	-	30,260
Due from other funds		178,475	-	178,475
Total assets		<u>\$ 3,030,798</u>	<u>\$ 12,832,647</u>	<u>\$ 15,863,445</u>
LIABILITIES				
Accounts payable		\$ 25,125	\$ -	\$ 25,125
Accrued payroll		228,204	-	228,204
Due to other governments		30,260	-	30,260
Customer payables, collateral and other deposits		11,598	-	11,598
Unearned revenue		8,364	75,444	83,808
Total liabilities		<u>303,551</u>	<u>75,444</u>	<u>378,995</u>
FUND BALANCES				
Restricted for				
Research and development		-	12,757,203	12,757,203
Unassigned		<u>2,727,247</u>	<u>-</u>	<u>2,727,247</u>
Total fund balances		<u>2,727,247</u>	<u>12,757,203</u>	<u>15,484,450</u>
Total liabilities and fund balances		<u>\$ 3,030,798</u>	<u>\$ 12,832,647</u>	<u>\$ 15,863,445</u>

See accompanying notes.

Colorado River Commission of Nevada
Reconciliation of the Balance Sheet – Governmental Funds to the Statement of
Net Position – Governmental Activities
June 30, 2023

FUND BALANCES, GOVERNMENTAL FUNDS		\$ 15,484,450
Amounts reported in the statement of net position are different because:		
Capital assets and right-of-use assets used in governmental activities are not current financial resources; and therefore, are not reported in governmental funds:		
Capital assets and right-of-use assets	\$ 143,395	
Less accumulated depreciation and amortization	<u>(126,720)</u>	
		16,675
Deferred outflows and inflows of resources related to pension and other postemployment benefit obligations reported in governmental activities are not current financial resources; and therefore, are not reported in governmental funds:		
Deferred outflows related to other postemployment benefits	180,812	
Deferred inflows related to other postemployment benefits	(280,953)	
Unamortized deferred outflows related to pensions	2,470,716	
Unamortized deferred inflows related to pensions	<u>(327,732)</u>	
		2,042,843
Long-term liabilities are not due and payable in the current period; and therefore, are not reported in governmental funds:		
Compensated absences payable	(556,914)	
Net other postemployment benefits obligation	(2,402,029)	
Net pension liability	<u>(7,189,046)</u>	
		<u>(10,147,989)</u>
NET POSITION, GOVERNMENTAL ACTIVITIES		<u>\$ 7,395,979</u>

See accompanying notes.

Colorado River Commission of Nevada
Statement of Revenues, Expenditures and Changes in Fund Balances –
Governmental Funds
June 30, 2023

	General Fund	Special Revenue Fund Research and Development	Total Governmental Funds
REVENUES			
Power administrative charges	\$ 1,222,745	\$ -	\$ 1,222,745
Water charges	1,459,610	-	1,459,610
Multi-species surcharge	-	841,180	841,180
Investment income	63,064	332,948	396,012
Miscellaneous	51,007	-	51,007
Total revenues	2,796,426	1,174,128	3,970,554
EXPENDITURES			
General government			
Current			
Personnel services	4,262,422	-	4,262,422
Travel, out-of-state	40,681	-	40,681
Rent and insurance	11,344	-	11,344
Dues and registration fees	63,214	-	63,214
Contractual services	252,044	-	252,044
Legal	23,958	-	23,958
Water purchases	(5,584)	-	(5,584)
Multi-species assessment	-	494,166	494,166
Equipment, furniture and fixtures, non-capitalized	12,605	-	12,605
Other	303,068	-	303,068
	4,963,752	494,166	5,457,918
Debt service and related costs			
Principal	123,149	-	123,149
Interest	5,884	-	5,884
	5,092,785	494,166	5,586,951
Salaries and overhead recovered by allocation	(2,645,605)	-	(2,645,605)
Net expenditures	2,447,180	494,166	2,941,346
EXCESS OF REVENUES OVER EXPENDITURES	349,246	679,962	1,029,208
CHANGE IN FUND BALANCE	349,246	679,962	1,029,208
FUND BALANCE, BEGINNING OF YEAR	2,378,001	12,077,241	14,455,242
FUND BALANCE, END OF YEAR	\$ 2,727,247	\$ 12,757,203	\$ 15,484,450

See accompanying notes.

Colorado River Commission of Nevada
Reconciliation of the Statement of Revenues, Expenditures and Changes in Fund
Balances – Governmental Fund to the Statement of Activities –
Governmental Activities
June 30, 2023

CHANGE IN FUND BALANCES, GOVERNMENTAL FUNDS	\$ 1,029,208
---	--------------

Amounts reported in the statement of activities are different because:

Governmental funds report capital outlays as expenditures. However, in the statement of activities the cost of those assets is allocated over their estimated useful lives and reported as depreciation expense. This is the amount by which depreciation expense was greater than capital outlays in the current period.	(11,389)
---	----------

The issuance of lease liabilities provides current financial resources to governmental funds, while the repayment of principal of lease liabilities consumes financial resources of governmental funds. However, in the statement of activities the cost of the underlying right-to-use asset is allocated over the term of the lease as amortization expense. This is the amount by which amortization expense was less than principal payments on the lease liability	3,615
---	-------

Some expenses reported in the statement of activities do not require the use of current financial resources; and therefore, are not reported as expenditures in governmental funds:

Change in compensated absences payable	28,303	
Change in net other postemployment benefits obligation and related balances	(159,305)	
Change in net pension liability and related balances	<u>(209,981)</u>	
		<u>(340,983)</u>

CHANGE IN NET POSITION, GOVERNMENTAL ACTIVITIES	\$ 680,451
---	------------

See accompanying notes.

Colorado River Commission of Nevada
Statement of Revenues, Expenditures and Changes in Fund Balance –
Budget and Actual – General Fund
June 30, 2023

	Original Budget	Final Budget	Actual	Variance
REVENUES				
Power administrative charges	\$ 2,371,595	\$ 2,371,595	\$ 1,222,745	\$ (1,148,850)
Water charges	2,407,069	2,407,069	1,459,610	(947,459)
Investment income	44,102	44,102	63,064	18,962
Miscellaneous	67,385	67,385	51,007	(16,378)
Total revenues	4,890,151	4,890,151	2,796,426	(2,093,725)
EXPENDITURES				
General government				
Current				
Personnel services	5,633,286	5,633,286	4,262,422	(1,370,864)
Travel, out-of-state	36,305	36,305	40,681	4,376
Travel, in-state	2,512	2,512	-	(2,512)
Rent and insurance	134,044	134,044	11,344	(122,700)
Dues and registration fees	84,987	84,987	63,214	(21,773)
Contractual services	596,624	596,624	252,044	(344,580)
Legal	23,957	23,957	23,958	1
Water purchases	13,258	13,258	(5,584)	(18,842)
Equipment, furniture and fixtures, non-capitalized	42,876	42,876	12,605	(30,271)
Other	297,226	297,226	303,068	5,842
Debt service and related costs				
Principal	-	-	123,149	123,149
Interest	-	-	5,884	5,884
	6,865,075	6,865,075	5,092,785	(1,772,290)
Salaries and overhead recovered by allocation	(2,741,767)	(2,741,767)	(2,645,605)	96,162
Net expenditures	4,123,308	4,123,308	2,447,180	(1,676,128)
EXCESS OF REVENUES OVER EXPENDITURES	766,843	766,843	349,246	(417,597)
CHANGE IN FUND BALANCE	766,843	766,843	349,246	(417,597)
FUND BALANCE, BEGINNING OF YEAR	2,196,214	2,196,214	2,378,001	181,787
FUND BALANCE, END OF YEAR	\$ 2,963,057	\$ 2,963,057	\$ 2,727,247	\$ (235,810)

See accompanying notes.

Colorado River Commission of Nevada
Statement of Revenues, Expenditures and Changes in Fund Balance – Budget
and Actual – Research and Development Special Revenue Fund
June 30, 2023

	Original Budget	Final Budget	Actual	Variance
REVENUES				
Multi- species surcharge	\$ 838,973	\$ 838,973	\$ 841,180	\$ 2,207
Investment income	402,972	402,972	332,948	(70,024)
Total revenues	1,241,945	1,241,945	1,174,128	(67,817)
EXPENDITURES				
General government				
Current				
Multi-species assessment	1,093,526	1,093,526	494,166	(599,360)
Total expenditures	1,093,526	1,093,526	494,166	(599,360)
EXCESS (DEFICIENCY) OF REVENUES OVER (UNDER) EXPENDITURES	148,419	148,419	679,962	531,543
CHANGE IN FUND BALANCE	148,419	148,419	679,962	531,543
FUND BALANCE, BEGINNING OF YEAR	11,659,377	11,659,377	12,077,241	417,864
FUND BALANCE, END OF YEAR	\$ 11,807,796	\$ 11,807,796	\$ 12,757,203	\$ 949,407

See accompanying notes.

Colorado River Commission of Nevada
Statement of Net Position – Proprietary Funds
June 30, 2023

	Business-Type Activities		
	Power Marketing	Power Delivery	Total Enterprise Funds
ASSETS			
Current assets			
Cash and cash equivalents	\$ 2,577,529	\$ 614,818	\$ 3,192,347
Accounts receivable, net	646,810	1,242,704	1,889,514
Interest receivable	62,289	6,706	68,995
Due from other governments	9,710	-	9,710
Due from other funds	180,446	-	180,446
Prepaid items	637,991	51,989	689,980
Prepaid power	1,686,284	-	1,686,284
Total current assets	5,801,059	1,916,217	7,717,276
Noncurrent assets			
Restricted assets			
Cash	2,245,113	312,646	2,557,759
Capital assets, net of accumulated depreciation and amortization			
Power transmission system	5,933,535	33,037,326	38,970,861
Automobiles and other equipment	21,070	99,425	120,495
Total capital assets, net of accumulated depreciation and amortization	5,954,605	33,136,751	39,091,356
Other assets			
Prepaid power	21,514,174	-	21,514,174
Total noncurrent assets	29,713,892	33,449,397	63,163,289
Total assets	35,514,951	35,365,614	70,880,565
LIABILITIES			
Current liabilities			
Accounts payable	1,612,631	511,054	2,123,685
Due to other governments	9,710	-	9,710
Customer payables, collateral and other deposits	1,150,955	1,332,188	2,483,143
Due to other funds	683	358,238	358,921
Unearned revenue	1,836,364	1,727,616	3,563,980
Interest payable	245,618	-	245,618
Bonds payable	815,000	-	815,000
Total current liabilities	5,670,961	3,929,096	9,600,057
Noncurrent liabilities			
Unearned revenue	5,008,285	31,361,701	36,369,986
Bonds and notes payable, net of unamortized discounts	23,480,103	-	23,480,103
Total noncurrent liabilities	28,488,388	31,361,701	59,850,089
Total liabilities	34,159,349	35,290,797	69,450,146
NET POSITION			
Net investment in capital assets	5,954,605	33,136,751	39,091,356
Restricted	-	-	-
Unrestricted	(4,599,003)	(33,061,934)	(37,660,937)
Total net position	\$ 1,355,602	\$ 74,817	\$ 1,430,419

See accompanying notes.

Colorado River Commission of Nevada
Statement of Revenues, Expenses and Changes in Net Position –
Proprietary Funds
Year Ended June 30, 2023

		Business-type Activities		
		Power Marketing	Power Delivery	Total Enterprise Funds
OPERATING REVENUES				
Power sales		\$ 28,864,508	\$ 13,031,246	\$ 41,895,754
Miscellaneous		-	79,800	79,800
Total operating revenues		28,864,508	13,111,046	41,975,554
OPERATING EXPENSES				
Power purchases		26,766,823	6,214,321	32,981,144
Prepaid power advances		1,686,284	-	1,686,284
General administration		127,872	5,221,093	5,348,965
Depreciation		320,231	1,735,358	2,055,589
Total operating expenses		28,901,210	13,170,772	42,071,982
Operating loss		(36,702)	(59,726)	(96,428)
NONOPERATING REVENUES				
Investment gain		85,548	26,555	112,103
CHANGE IN NET POSITION		48,846	(33,171)	15,675
NET POSITION, BEGINNING OF YEAR		1,306,756	107,988	1,414,744
NET POSITION, END OF YEAR		\$ 1,355,602	\$ 74,817	\$ 1,430,419

See accompanying notes.

Colorado River Commission of Nevada
Statement of Cash Flows – Proprietary Funds
June 30, 2023

	Business-type Activities		
	Power Marketing	Power Delivery	Total Enterprise Funds
CASH FLOWS FROM OPERATING ACTIVITIES			
Cash received from customers	\$ 28,870,238	\$ 11,190,599	\$ 40,060,837
Cash received (payments) from interfund services	(180,446)	-	(180,446)
Cash received (payments) from interfund goods and services	(2,405)	(11,642,624)	(11,645,029)
Cash received (payments) from other sources	(7,590)	127,830	120,240
Cash payments for goods and services	(26,995,551)	79,800	(26,915,751)
Net cash provided by (used in) operating activities	1,684,246	(244,395)	1,439,851
CASH FLOWS FROM NONCAPITAL FINANCING ACTIVITIES			
Principal payments on debt	(800,000)	-	(800,000)
Interest payments on debt	(993,670)	-	(993,670)
Net cash provided by (used in) noncapital financing activities	(1,793,670)	-	(1,793,670)
CASH FLOWS FROM CAPITAL FINANCING ACTIVITIES			
Acquisition and construction of capital assets	-	(8,049)	(8,049)
CASH FLOWS FROM INVESTING ACTIVITIES			
Investment loss received	40,450	23,861	64,311
NET DECREASE IN CASH AND CASH EQUIVALENTS	(68,974)	(228,583)	(297,557)
CASH AND CASH EQUIVALENTS, BEGINNING OF YEAR	4,891,616	1,156,047	6,047,663
CASH AND CASH EQUIVALENTS, END OF YEAR			
Cash and cash equivalents, unrestricted	2,577,529	614,818	3,192,347
Cash and cash equivalents, restricted	2,245,113	312,646	2,557,759
	<u>\$ 4,822,642</u>	<u>\$ 927,464</u>	<u>\$ 5,750,106</u>
RECONCILIATION OF OPERATING LOSS TO NET CASH PROVIDED BY (used in) OPERATING ACTIVITIES			
Operating loss	\$ (36,702)	\$ (59,726)	\$ (96,428)
Adjustments to reconcile operating loss to net cash provided by (used in) operating activities			
Depreciation	320,231	1,735,358	2,055,589
Amortization of prepaid power	1,803,928	-	1,803,928
Amortization of power transmission unearned revenue	(283,488)	(1,675,627)	(1,959,115)
Amortization of bond premiums and discounts	5,995	-	5,995
(Increase) decrease in operating assets			
Accounts receivable	89,085	(166,063)	(76,978)
Due from other governments	(7,590)	48,308	40,718
Due from other funds	(180,446)	-	(180,446)
Prepaid items	(79,418)	(1,044)	(80,462)
Increase (decrease) in operating liabilities			
Accounts payable	(195,291)	(313,586)	(508,877)
Due to other governments	7,590	(48,308)	(40,718)
Customer payables, collateral and other deposits	48,224	107,425	155,649
Due to other funds	(2,405)	127,830	125,425
Unearned revenue	200,174	1,038	201,212
Accrued interest	(5,641)	-	(5,641)
Total adjustments	1,720,948	(184,669)	1,536,279
Net cash provided by (used in) operating activities	<u>\$ 1,684,246</u>	<u>\$ (244,395)</u>	<u>\$ 1,439,851</u>

See accompanying notes.

Notes to the Basic Financial Statements

Colorado River Commission of Nevada

Notes to Consolidated Financial Statements

Note 1 – Summary of Significant Accounting Policies

Reporting entity – The Colorado River Commission of Nevada (the Commission) is responsible for managing the State of Nevada's interests in the water and power resources available from the Colorado River.

Seven commissioners have broad statutory authority to govern the Commission, which constitutes the reporting entity. The Commission, as a component unit of the State of Nevada (Nevada or the State), is also an integral part of that reporting entity. There are no other entities for which the Commission is financially accountable, thus requiring them to be reported as a component unit of the Commission.

All the Commission's cash receipts and disbursements are processed and recorded by the State's Controller. Budgetary and cash controls are imposed by the State Controller on the Commission's general and special revenue funds, while other State-imposed cash control requirements apply to the Commission's enterprise funds. The Commission maintains its own revenue, expense and general journals, and a general ledger.

Measurement Focus, Basis of Accounting, and Financial Statement Presentation

Basis of presentation – The financial statements have been prepared in conformity with accounting principles generally accepted in the United States (GAAP) applicable to government units as prescribed by the Governmental Accounting Standards Board (GASB), principally GASB Statement No. 34, *Basic Financial Statements – and Management's Discussion and Analysis – for State and Local Governments*, as amended, along with related pronouncements. The GASB is the accepted standard-setting body for establishing governmental accounting and financial reporting principles. The Commission is not subject to regulation by federal or state utility regulatory bodies such as the Federal Energy Regulatory Commission or the Nevada Public Utilities Commission.

The preparation of financial statements in accordance with GAAP requires the use of estimates and assumptions that affect certain reported amounts and disclosures, some of which may require revisions in future periods. Accordingly, actual results could differ from these estimates and assumptions.

Government-wide financial statements – The statement of net position and the statement of activities display information on all the activities of the Commission. Eliminations have been made where appropriate to minimize the double counting of internal activities; interfund services provided and used are not eliminated in the process of preparing the government-wide financial statements. These statements distinguish between the Commission's governmental and business-type activities. Governmental activities generally are financed through inter-governmental revenues and other exchange transactions. Business-type activities are financed primarily by fees charged to external parties.

The statement of activities presents a comparison between direct expenses and program revenues. Direct expenses are those that are specifically associated with a program or function and, therefore, are clearly identifiable to that particular program or function. Certain indirect costs are included in the program expense reported for individual functions and activities. Program revenues consist of charges paid by the recipients of services offered by the programs. Revenues that are not classified as program revenues are presented as general revenues.

Colorado River Commission of Nevada

Notes to Consolidated Financial Statements

Fund financial statements – The fund financial statements provide information about the Commission's funds. Separate statements for each fund category – governmental and proprietary – are presented. The emphasis of fund financial statements is on major governmental and enterprise funds, each displayed in a separate column. Any remaining governmental and enterprise funds are aggregated and reported as nonmajor funds.

Proprietary fund operating revenues, such as charges for services, result from exchange transactions associated with the principal activity of the fund. Exchange transactions are those in which each party receives and gives up essentially equal values. Nonoperating revenues of proprietary funds include investment earnings and revenues resulting from ancillary activities.

The Commission reports the following major governmental funds:

General fund – The general fund is the Commission's primary operating fund. It accounts for all financial resources of the general government, except those required to be accounted for in another fund.

Research and development fund – This fund is used to account for the Lower Colorado River Multi-Species Conservation Program (LCRMSCP or MSCP), a fifty-year program that provides for Endangered Species Act (ESA) compliance. The program is administered by the United States Bureau of Reclamation (USBR) and the Fish and Wildlife Service. Program costs are paid by the USBR and the States of Nevada, California, and Arizona. Nevada's share of program funding is paid partially by the Southern Nevada Water Authority (paid directly to the USBR), and partially by the Commission's hydropower customers. The fund accounts for the collection and remittance of the hydropower customers' portion of the program. In addition, certain program reserves are maintained in the fund for future MSCP needs. These reserves are contractually committed to the MSCP program.

Additionally, the Commission reports the following major enterprise funds:

- Power marketing enterprise fund. This fund operates as a public utility and accounts for the activities of providing electrical power generated at a federal facility to its customers.
- Power delivery enterprise fund. This fund is used to account for the construction and operation of power transmission equipment for the Southern Nevada Water Authority (SNWA).

Measurement Focus and Basis of Accounting

Government-wide and proprietary fund financial statements: The government-wide and proprietary fund financial statements are prepared using the economic resources measurement focus and the accrual basis of accounting. Revenues are recorded when earned, and expenses are recorded at the time liabilities are incurred, regardless of the timing of related cash flows. For the year ended June 30, 2023, there were no non-exchange transactions (those for which the Commission gives, or receives, value without directly receiving, or giving, equal value in exchange) reported in the accompanying financial statements.

Colorado River Commission of Nevada

Notes to Consolidated Financial Statements

Governmental fund financial statements: Governmental funds are reported using the current financial resources measurement focus and the modified accrual basis of accounting. Revenues, principally charges for services and investment income, are susceptible to accrual and, therefore, recognized when measurable and available. Revenues are considered to be available if they are collected within sixty days after year end. Expenditures generally are recorded when the related liability is incurred, except for principal and interest on general long-term debt, claims and judgments, pension liabilities, and compensated absences, which are recognized as expenditures only when payment is due. Proceeds of general long-term debt and acquisitions under capital leases are reported as other financing sources.

Assets and Liabilities

Cash equivalents – The Commission's restricted and unrestricted cash is deposited with the State Treasurer (the Treasurer) in a fund similar to an external investment pool (Notes 3 and 4). Because the amounts deposited with the Treasurer are sufficiently liquid to permit withdrawals in the form of cash at any time without prior notice or penalty, they are deemed to be cash equivalents.

State statutes authorize the Treasurer to invest the Commission's deposits in certain obligations of the United States of America, or its agencies or instrumentalities, and of state and local governments, as well as other financial instruments specified in Section 355.170 of Nevada Revised Statutes (NRS). The Treasurer is also permitted by statute to lend its securities to broker-dealers and other entities with a simultaneous agreement to return the collateral for the same securities in the future. The Commission had no outstanding securities lending transactions as of June 30, 2023.

Deposit values reflect unrealized gains and losses on invested funds as reported by the Treasurer.

Receivables and payables – All outstanding balances between funds are reported as "due to/from other funds". Since sales are made only to customers who are known to have acceptable credit and no bad debts have ever been sustained, an allowance for uncollectible accounts is not considered to be necessary.

Prepaid power and other items – The Commission has participated with the State in funding the improvement and renovation ("uprating") of the electrical power generation plant and visitors' center at Hoover Dam, which supplies the majority of the power sold through the power marketing fund. These costs are to be reimbursed in the form of power consumption and charged to expense over the estimated useful life of 30 years.

Certain payments to vendors reflect costs applicable to future periods and are recorded as prepaid items in both the government-wide and fund financial statements. In the governmental fund financial statements, prepaid items are recorded as expenditures when consumed rather than when purchased.

Restricted assets – The various resources that are limited as to use by bond covenants for debt service, operation and maintenance (O&M), and capital improvement and construction (acquisition) are classified as restricted cash and cash equivalents. Net position is restricted to the extent restricted assets exceed related liabilities and contractually with regard to certain operations and maintenance costs.

Leases – Leases are recognized in accordance with GASB Statement No. 87 *Leases*.

Colorado River Commission of Nevada

Notes to Consolidated Financial Statements

A lessor is required to recognize a lease receivable and a deferred inflow of resources. A lease receivable is recognized at the net present value of the leased asset at a borrowing rate either explicitly described in the agreement or implicitly determined by the Commission and is reduced by principal payments received. The deferred inflow of resources is recognized in an amount equal to the sum of the lease receivable and any payments related to a future period which were received prior to the lease commencement; these deferred inflows of resources are amortized equal to the amount of the annual payments.

A lessee is required to recognize a lease payable and an intangible right-to-use lease asset. A lease payable is recognized at the net present value of future lease payments and is adjusted over time by interest and payments. Future lease payments include fixed payments, variable payments based on index or rate, reasonably certain residual guarantees. The right-to-use asset is initially recorded at the amount of the lease liability plus prepayments less any lease incentives received prior to lease commencement and is subsequently amortized over the life of the lease.

Capital assets – Purchased or constructed capital assets are recorded at cost or estimated historical cost. Donated capital assets are reported at acquisition value. The capitalization threshold is \$5,000.

Major outlays for capital assets and improvements are capitalized as projects are constructed. Interest incurred during the construction phase of capital assets of business-type activities, if any, is included as part of the capitalized value of the assets constructed.

Depreciation and amortization are computed using the straight-line method over the following estimated useful lives:

	Years
Power transmission system	10-50
Office equipment	5
Automobiles and other equipment	4-6

Estimated useful lives are determined by the State and the Commission has no authority to alter the estimated useful lives prescribed by the State.

Compensated absences – It is the Commission's policy to permit employees to accumulate earned but unused vacation and sick pay benefits. All vacation and sick pay is accrued when incurred in the government-wide and proprietary fund financial statements. A liability for these amounts is reported in governmental funds only if they have matured, for example, as a result of employee resignations and retirements.

Multiple-employer, cost-sharing defined benefit pension plan – The Commission uses the same basis used in the Public Employees' Retirement System of Nevada's (PERS) Annual Comprehensive Financial Report for reporting its proportionate share of the PERS collective net pension liability, deferred outflows and inflows of resources related to pensions, and pension expense, including information related to PERS fiduciary net position. Benefit payments (including refunds of employee contributions) are recognized by PERS when due and payable in accordance with the benefit terms. PERS investments are reported at fair value.

Colorado River Commission of Nevada

Notes to Consolidated Financial Statements

Postemployment benefits other than pensions (OPEB) – For purposes of measuring the Commission's OPEB liability, deferred outflows and deferred inflows of resources related to OPEB, and OPEB expense, information about the fiduciary net position of the Commission's OPEB Plan and additions to/deductions from the fiduciary net position have been determined on the same basis as they are reported by the Commission's OPEB Plan. For this purpose, the Commission recognizes benefit payments when due and payable in accordance with the benefit terms and investments are reported at estimated fair value.

Deferred inflows and outflows of resources – Deferred outflows of resources represent a consumption of net assets or fund balance that applies to future periods; and therefore, will not be recognized as an outflow of resources (expense/expenditure) until then. The government-wide statement of net position reports 1) the changes in proportion and differences between actual contributions and proportionate share of contributions related to pensions, which will be amortized over the average expected remaining service life of all employees that are provided with pension benefits, 2) the net difference between projected and actual earnings on pension plan investments, which are deferred and amortized over five years, and 3) contributions for pensions and OPEB made subsequent to the measurement date, which will be recognized in the subsequent year.

Deferred inflows of resources represent an acquisition of net assets that applies to a future period(s) and so will not be recognized as an inflow of resources (revenue) until that time. The government-wide statement of net position reports 1) the differences between expected and actual experience and changes of assumptions, which will be amortized over the average expected remaining service life of all employees that are provided with pension benefits, 2) the net difference between projected and actual earnings on investments, which will be amortized over five years, and 3) changes in assumptions or other inputs to the total OPEB liability which are deferred and amortized over the average expected remaining service life of all employees that are provided with health benefits.

Unearned revenue – Unearned revenue represents advanced funding to the Commission from certain customers for the construction of electric power facilities to provide power for the customer's operations. These facilities are dedicated to the exclusive use of those customers and are the only existing method of delivery of electrical resources for their operations. Recovery of the cost of the facilities is a component of the cost of power resources provided and is being recognized over the life of the assets as the assets are consumed (depreciated).

Long-term obligations – In the accompanying government-wide and proprietary fund financial statements, long-term debt and other long-term obligations are reported as liabilities. Bond premiums and discounts are deferred and amortized over the life of the bonds using the straight-line method. Issuance costs are expensed as incurred.

Net position – In the government-wide and proprietary fund financial statements net position is displayed in the following three components:

Net investments in capital assets – This is the component of net position that reports the difference between capital assets less both the accumulated depreciation and the outstanding balance of debt, excluding unexpended proceeds, that is directly attributable to the acquisition, construction, or improvement of those assets.

Colorado River Commission of Nevada

Notes to Consolidated Financial Statements

Restricted – The component of net position that reports the constraints placed on the use of assets by either external parties and/or enabling legislation.

Unrestricted – The difference between the assets, deferred outflows of resources, liabilities, and deferred inflows of resources that is not reported in Net Investment in Capital Assets or Restricted Net Position.

Fund balance – In the governmental fund financial statements fund balance is reported in the following five classifications:

- Nonspendable are amounts that are not in spendable form or are legally or contractually required to be maintained intact.
- Restricted is the result of constraints placed on assets that are externally imposed by creditors or imposed by law through constitutional provisions or enabling legislation.
- Committed are amounts set aside by formal action of the Commission's members. Formal Commission action is also required to modify or rescind an established commitment.
- Assigned is the result of constraints on amounts imposed by the government's intent to be used for specific purposes but are neither restricted nor committed.
- Unassigned is used for the general fund for any residual amounts not classified in the foregoing four classifications.

Prioritization and use of available resources – When both restricted resources and other resources (i.e., committed, assigned, and unassigned) can be used for the same purposes, it is the Commission's policy to use restricted resources first. Furthermore, when committed, assigned and unassigned resources can be used for the same purpose, it is the Commission's policy to use committed resources first, assigned second, and unassigned last.

Interfund activity – During the course of operations, transactions occur between individual funds for goods provided or services rendered. The resulting payables and receivables, which are outstanding at year end, are referred to as due to or from other funds in the fund financial statements. Transactions that constitute reimbursements to a fund for expenditures or expenses initially made from it that are properly applicable to another fund, are recorded as expenditures in the reimbursing fund and as reductions of expenditures in the fund that is reimbursed. Any residual balances between the governmental activities and business-type activities are reported in the government-wide financial statements as internal balances.

Use of estimates – Timely preparation of financial statements in conformity with GAAP requires management to make estimates that affect reported amounts and related disclosures. Actual results could differ significantly from those estimates.

Significant estimates that may change materially in the next year include the 1) net pension liability, 2) obligation for postemployment benefits other than pensions, and 3) deferred inflows and outflows of resources. The useful lives of capital assets are also a significant estimate that may require revision in future periods.

Colorado River Commission of Nevada

Notes to Consolidated Financial Statements

Note 2 –Stewardship, Compliance, and Accountability

Budgetary information – Biennial budgets are adopted on a basis consistent with the accounting policies applied for financial reporting purposes by the Commission under GAAP except that encumbrances for goods and services not received by fiscal year end are considered expenditures of the current period solely for budgetary purposes. There were no encumbrances outstanding at the beginning or end of the year. Although budgets are adopted on a biennial basis, each year is treated separately, and unexpended budget authorizations lapse at each year end.

Prior to September 1 of each even-numbered year, the State's Director of Administration submits proposed operating budgets to the Nevada Budget Division covering the biennium beginning the following July 1. After review of the budgets by the Nevada Budget Division between September 1 and November 15, hearings involving the Commission, the Director of Administration, and the Governor are held between November 15 and December 22, of each budget year. The biennium budgets are transmitted to the State Legislature no later than the 10th day of the legislative session held in odd-numbered years and, for adjourning, the Legislature enacts the budgets.

Net expenditures of the general fund (gross expenditures less amounts allocated to other funds) are controlled by budget categories (personnel services, travel in-state, travel out-of-state, operating expenses, and capital outlay for the general fund; and general and administrative and intergovernmental for the special revenue fund).

Management of the Commission cannot amend any budget categories. However, the Director of Administration is authorized to approve requests for changes in the budget involving transfers between expenditure categories not exceeding 10% of originally budgeted expenditures, or \$30,000 in the aggregate, of the respective budget categories. Any changes exceeding 10% or \$30,000 require approval of the State Legislature's Interim Finance Committee.

Recently Issued Accounting Pronouncements

In May 2019, the GASB issued Statement No. 91, *Conduit Debt Obligations*, effective for reporting periods beginning after December 15, 2021. The objectives of this Statement are (1) to clarify the existing definition of conduit debt obligations, (2) to establish that a conduit debt obligation is not a liability of the issuer, (3) to establish standards for accounting and financial reporting of additional commitments and voluntary commitments extended by issuers and arrangements associated with conduit debt obligations, and (4) to improve required note disclosures. Accordingly, the Commission has adopted the pronouncement and determined that it does not have a material effect on financial position or changes.

Colorado River Commission of Nevada

Notes to Consolidated Financial Statements

In January 2020, the GASB issued Statement No. 92, *Omnibus 2020*, effective for reporting periods beginning after June 15, 2021. The exception is the requirements related to the effective date of Statement No. 87, *Leases, Implementation Guide 2019-3, Leases*, reissuance recoveries, and terminology used to refer to derivative instruments, which are effective upon issuance. The objectives of this Statement are to address a variety of topics and includes specific provisions about the following: (1) the effective date of Statement No. 87, and Implementation Guide No. 2019-3 for interim financial reports, (2) reporting of intra-entity transfers of assets between a primary government employer and a component unit defined benefit pension plan or defined benefit other postemployment benefit plans; (3) the applicability of Statements No. 73 and No. 74, (4) the applicability of certain requirements of Statement No. 84 to postemployment benefit arrangements; (5) measurement of liabilities related to asset impairment obligations in a government acquisition; (6) reporting by public entity risk pools for amounts that are recoverable from reinsurers or excess insurers; (7) reference to nonrecurring fair value measurements of assets or liabilities in authoritative literature; and (8) terminology used to refer to derivative instruments. Accordingly, the Commission has adopted the pronouncement and determined that it does not have a material effect on financial position or changes.

In March 2020, the GASB issued Statement No. 94, *Public-Private and Public-Public Partnerships and Availability Payment Arrangements*, effective for reporting periods beginning after June 15, 2022. The objectives of this Statement are to improve financial reporting by addressing issues related to public-private and public-public partnership arrangements and provide guidance for accounting and financial reporting for availability payment arrangements. Accordingly, the Commission has adopted the pronouncement and determined that it does not have a material effect on effect on financial position or changes.

In May 2020, the GASB issued Statement No. 96, *Subscription-Based Information Technology Arrangements*, effective for reporting periods beginning after June 15, 2022. The objectives of this Statement are to define subscription-based information technology arrangements (SBITAs); establish that a SBITA results in a right-to-use subscription asset and a corresponding liability; provide the capitalization criteria for outlays other than subscription payments; and require note disclosures regarding a SBITA. Accordingly, the Commission has adopted the pronouncement and determined that it does not have a material effect on financial position or changes.

Note 3 – Detailed Notes on all Funds

Cash deposits – At June 30, 2023, the Commission's carrying amount of restricted and unrestricted cash and cash equivalents was \$21,050,328. These deposits with the Treasurer are not categorized as to credit risk but are fully insured by the FDIC or collateralized by the State's financial institutions. Securities used as such collateral must total 102% of the deposits with each financial institution.

Restricted cash and cash equivalents – Cash and cash equivalents restricted at June 30, 2023, by bond covenants or contractual agreements are summarized as follows:

Restricted for	
Debt service	\$ 1,094,645
Reserve for revenue insufficiency	267,716
Cash held by contractual agreement	<u>1,195,398</u>
Total restricted cash and cash equivalents	<u>\$ 2,557,759</u>

Colorado River Commission of Nevada

Notes to Consolidated Financial Statements

Capital assets – For the year ended June 30, 2023, capital asset activity was as follows:

	Balance June 30, 2022	Increases	Decreases	Balance June 30, 2023
Governmental activities				
Capital assets being depreciated or amortized				
Office furniture and fixtures	\$ 24,854	\$ -	\$ -	\$ 24,854
Automobiles and other equipment	118,541	-	-	118,541
Total capital assets being depreciated or amortized	143,395	-	-	143,395
Accumulated depreciation and amortization				
Office furniture and fixtures	(24,854)	-	-	(24,854)
Automobiles and other equipment	(90,477)	(11,389)	-	(101,866)
Total accumulated depreciation and amortization	(115,331)	(11,389)	-	(126,720)
Total governmental activities	<u>\$ 28,064</u>	<u>\$ (11,389)</u>	<u>\$ -</u>	<u>\$ 16,675</u>
Business-type activities				
Capital assets being depreciated or amortized				
Power transmission system	\$ 88,301,892	\$ -	\$ -	\$ 88,301,892
Automobiles and other equipment	548,167	8,049	-	556,216
Total capital assets being depreciated or amortized	88,850,059	8,049	-	88,858,108
Accumulated depreciation and amortization				
Power transmission system	(47,314,102)	(1,443,141)	-	\$ (48,757,243)
Automobiles and other equipment	(397,061)	(612,448)	-	(1,009,509)
Total accumulated depreciation and amortization	(47,711,163)	(2,055,589)	-	(49,766,752)
Total business-type activities	<u>\$ 41,138,896</u>	<u>\$ (2,047,540)</u>	<u>\$ -</u>	<u>\$ 39,091,356</u>

For the year ended June 30, 2023, charges, by function, for depreciation expense were as follows:

Governmental activities	
General government	<u>\$ (11,389)</u>
Business-type activities	
Power marketing	\$ (320,231)
Power delivery	<u>(1,735,358)</u>
Total depreciation expense, business-type activities	<u>\$ (2,055,589)</u>

Due to and from other funds – At June 30, 2023, amounts due to and from other funds resulting from the time lag between the dates that reimbursable transactions occur and payments between funds are made, were as follows:

	Receivable	Payable
General Fund	\$ 178,475	\$ -
Power Marketing Enterprise Fund	180,446	683
Power Delivery Enterprise Fund	-	358,238
	<u>\$ 358,921</u>	<u>\$ 358,921</u>

Colorado River Commission of Nevada

Notes to Consolidated Financial Statements

Unearned revenue – The Commission has recognized two primary liabilities for unearned revenue, one each in the two enterprise funds. One liability is recorded in Power Delivery Project Fund (PDP) and is related to the electric power transformation and transmission facilities serving the SNWA water treatment and distribution facilities at Lake Mead and in Henderson, Nevada. The other liability is recorded in the Power Marketing Fund and is related to the Basic Step-down Yard facilities serving the Commission's retail hydropower customers at the industrial complex also in Henderson at a different location. These liabilities represent customer advance funding for Commission owned and operated facilities to provide power for their operations.

The PDP facilities were constructed through the issuance of State of Nevada General Obligation Bonds in September of 1997, September of 1999, and in April of 2005. The facilities constructed are dedicated to the SNWA water related assets and are being used to deliver electric power to the water operations. The cost of the facilities in the form of the bond payment obligation was a component of the charges for power as the Commission delivered electricity to the SNWA. In 2011, and again in 2015, the SNWA prepaid the debt obligation and ultimately extinguished the Commission's Bond liability. This extinguishment constituted a prepayment for a portion of the future cost of the electric resources related to facility use as power will be delivered in the future. The Commission recorded the prepayment and recognized the revenue from the prepayment in concert with the depreciation of the physical assets to match the revenue to the related depreciation costs as the facilities are used.

The Basic Step-Down yard facilities were constructed beginning in 1999 through 2002 and were funded through assessments on the retail customers as the facilities were built. Due to the number of customers involved there was no need to issue debt to fund the construction and the project was completed through customer advance funding. The facilities and a liability in the form of unearned revenues were recorded and the depreciation and revenue have been recognized over the life of the assets from the beginning.

At June 30, 2023, \$38,329,099 of the total unearned revenue balance relates to construction and facilities and is being amortized over various useful lives as determined during construction for Phase I, Phase II, and River Mountains, and over an average life of the 39.5 years for the Basic Step-down Yard. The remaining balance in unearned revenue primarily relates to amounts received for services not yet rendered as of June 30, 2023.

Unearned revenue at June 30, 2023, will be recognized as follows:

For the Year Ended June 30,	
2024	\$ 1,959,115
2025	1,944,655
2026	1,944,655
2027	1,944,655
2028	1,944,655
2029-2033	9,695,339
2034-2038	9,242,585
2039-2043	6,148,397
2044-2048	2,625,938
2049-2052	879,105
	<hr/>
	\$ 38,329,099
	<hr/>

Colorado River Commission of Nevada

Notes to Consolidated Financial Statements

During the year ended June 30, 2023, the Commission recognized total revenue of \$1,959,115 related to the amortization of construction and facilities unearned revenue.

Long-Term Liabilities

General Obligation Bonds – Section 3 of Article 9 of the Nevada State Constitution limits public debt to 2% of the State's assessed valuation. The legislature may authorize debt that is not subject to the foregoing limitation to protect and preserve, or obtain the benefits of, any of its property or natural resources. The bonded debt incurred to fund the State's share of the cost of uprating electrical generating facilities at Hoover Dam does not affect the legal debt margin, because it was incurred to obtain the benefits of the facility.

On March 12, 2014, because of delays in determining a final allocation of shared costs, interim bonds of \$28,425,000 were issued to fund the Commission's expected share of the cost of construction of the visitor's center at Hoover Dam, with expenditures charged to prepaid power. In June 2014, the Commission sold the \$29,475,000 Series 2014E General Obligation Refunding bonds, proceeds from which were used to pay off the interim bonds. These bonds mature annually on October 1, 2015, through 2043, with interest payable semi-annually on October 1 and April 1 at annual rates of 0.25% to 4.25%.

Outstanding long-term debt obligations at June 30, 2023, were as follows:

	<u>Maturity Date</u>	<u>Interest Rate</u>	<u>Original Amount</u>	<u>Balance June 30, 2023</u>
Business-type activities				
General Obligation Bonds				
General obligation refunding series				
2014E	2015 - 2043	0.25 to 4.25%	<u>\$ 29,475,000</u>	<u>\$ 24,415,000</u>

Annual debt service requirements at June 30, 2023, were as follows:

<u>For the Year Ended June 30,</u>	<u>General Obligation Bonds</u>	
	<u>Principal</u>	<u>Interest</u>
2024	\$ 815,000	\$ 970,653
2025	835,000	945,058
2026	865,000	916,575
2027	900,000	886,120
2028	925,000	853,720
2029-2033	5,190,000	3,702,571
2034-2038	6,355,000	2,510,156
2039-2043	8,530,000	1,131,138
	<u>\$ 24,415,000</u>	<u>\$ 11,915,990</u>

Colorado River Commission of Nevada

Notes to Consolidated Financial Statements

Changes in long-term liabilities for the year ended June 30, 2023, was as follows:

	Balance 6/30/2022	Net Change	Balance 6/30/2023	Due Within One Year
Governmental activities				
Compensated absences	\$ 585,216	\$ (28,302)	\$ 556,914	312,187
Net pension liability	3,836,024	3,353,022	7,189,046	-
Postemployment benefits other than pensions	2,464,632	(62,603)	2,402,029	-
Total governmental activities	6,885,872	3,262,117	10,147,989	312,187
Business- type activities				
General Obligation Bonds				
General obligation refunding series 2014E	25,215,000	(800,000)	24,415,000	815,000
Total general obligation bonds	25,215,000	(800,000)	24,415,000	815,000
Unamortized bond discounts	(125,891)	5,995	(119,896)	-
Total business- type activities	25,089,109	(794,005)	24,295,104	815,000
Total long- term liabilities	\$ 31,974,981	\$ 2,468,112	\$ 34,443,093	\$ 1,127,187

The net pension liability, compensated absences and net other postemployment benefits obligation are paid by the general fund.

Arbitrage rebate requirement – The Federal Tax Reform Act of 1986 imposes a rebate requirement with respect to certain long-term debt obligations. Under this Act, an arbitrage amount may be required to be rebated to the United States Treasury for interest on bonds to qualify for exclusion from gross income for federal income tax purposes. Rebutable arbitrage is computed as of each installment computation date. As of the most recent date, management believes that there is no rebatable arbitrage amount due. Future calculations might result in adjustments to this determination.

Debt covenants – Following is a summary of the covenants included in the bond resolutions of the enterprise funds: The Commission is required to charge purchasers of services and all users of the State facilities sufficient amounts to cover all operation and maintenance expenses (except depreciation), all debt service requirements, and any amounts required to be deposited in reserve accounts.

Monthly transfers for debt service – A debt service account is required to ensure payment of interest and principal when due. Transfers are made each month from revenues to provide 1/6 of the next semiannual interest payment and 1/12 of the annual bond principal payment.

Classes of users – The power marketing fund serves two classes of users, retail utility customers and industrial customers. The power delivery fund serves the SNWA and its customers.

Other – Other requirements of the bond covenants include maintaining bond funds in separate depository accounts with the State Treasurer and an audit of the Commission's financial statements by an independent certified public accountant.

During the fiscal year ended June 30, 2023, the Commission complied with all requirements of the bond covenants.

Colorado River Commission of Nevada

Notes to Consolidated Financial Statements

Note 4 – Other Information

Commitments and Contingencies

Risk management – The Commission is exposed to various risks of loss related to torts; theft of, damage to, and destruction of assets; errors and omissions; and natural disasters. The Commission participates in the State risk pool and is liable for payment of nominal deductible amounts. The State then becomes responsible for all losses in excess of the nominal insurance deductible.

Litigation – The Commission may from time to time be a party to various litigation matters. It is management's opinion, based upon advice from legal counsel, that the risk of financial losses to the Commission from such litigation, if any, will not have a material adverse effect on the Commission's future financial position, results of operations, or cash flows. Accordingly, no provision has been made for any such losses.

Multiple-employer, Cost-sharing Defined Benefit Pension Plan – The Commission's employees are covered by the Public Employees' Retirement System of Nevada (PERS), which was established by the Nevada Legislature in 1947, effective July 1, 1948, and is governed by the Public Employees Retirement Board (the PERS Board) whose seven members are appointed by the governor. The Commission does not exercise any control over PERS.

PERS is a cost-sharing, multiple-employer, defined benefit public employees' retirement system which includes both regular and police/fire members. PERS is administered to provide a reasonable base income to qualified employees who have been employed by a public employer and whose earnings capacities have been removed or substantially impaired by age or disability.

Benefits, as required by NRS, are determined by the number of years of accredited service at time of retirement and the member's highest average compensation in any 36 consecutive months with special provisions for members entering the system on or after January 1, 2010, and July 1, 2015. Benefit payments to which participants or their beneficiaries may be entitled under the plan include pension benefits, disability benefits, and survivor benefits.

Monthly benefit allowances for members are computed as 2.5% of average compensation for each accredited year of service prior to July 1, 2001. For service earned on and after July 1, 2001, this multiplier is 2.67% of average compensation. For members entering the system on or after January 1, 2010, there is a 2.5% multiplier, and for regular members entering the System on or after July 1, 2015, there is a 2.25% factor. PERS offers several alternatives to the unmodified service retirement allowance which, in general, allow the retired employee to accept a reduced service retirement allowance payable monthly during his or her lifetime and various optional monthly payments to a named beneficiary after his or her death.

Post-retirement increases are provided by authority of NRS 286.575 - .579, which for members entering the system before January 1, 2010, is equal to the lesser of:

2% per year following the third anniversary of the commencement of benefits, 3% per year following the sixth anniversary, 3.5% per year following the ninth anniversary, 4% per year following the twelfth anniversary and 5% per year following the fourteenth anniversary, or

Colorado River Commission of Nevada

Notes to Consolidated Financial Statements

The average percentage increase in the Consumer Price Index (or the PERS Board approved index) for the three preceding years.

In any event, a member's benefit must be increased by the percentages in paragraph 1, above, if the benefit of a member has not been increased at a rate greater than or equal to the average of the Consumer Price Index (All Items) (or other PERS Board approved index) for the period between retirement and the date of increase.

For members entering the system on or after January 1, 2010, the post-retirement increases are the same as above, except that the increases do not exceed 4% per year.

Regular members are eligible for retirement at age 65 with 5 years of service, at age 60 with 10 years of service, or at any age with 30 years of service. Regular members entering the System on or after January 1, 2010, are eligible for retirement at age 65 with 5 years of service, or age 62 with 10 years of service, or at any age with 30 years of service. Regular members entering the System on or after July 1, 2015, are eligible for retirement at age 65 with 5 years of service, or at age 62 with 10 years of service, or at age 55 with 30 years of service, or at any age with 33-1/3 years of service.

The normal ceiling limitation on the monthly benefit allowances is 75% of average compensation. However, a member who has an effective date of membership before July 1, 1985, is entitled to a benefit of up to 90% of average compensation. Both regular and police/fire members become fully vested as to benefits upon completion of five years of service.

The authority of establishing and amending the obligation to make contributions and member contribution rates rests with NRS. New hires, in agencies which did not elect the employer-pay contribution (EPC) plan prior to July 1, 1983, have the option of selecting one of two alternative contribution plans. Contributions are shared equally by employer and employee in which employees can take a reduced salary and have contributions made by the employer or can make contributions by a payroll deduction matched by the employer.

The PERS basic funding policy provides for periodic contributions at a level pattern of cost as of percentage of salary throughout an employee's working lifetime in order to accumulate sufficient assets to pay benefits when due.

PERS receives an actuarial valuation on an annual basis for determining the prospective funding contribution rates required to fund the system on an actuarial reserve basis. Contributions actually made are in accordance with the required rates established by NRS. These statutory rates are increased/decreased pursuant to NRS 286.421 and 286.450. The actuarial funding method used is the entry age normal cost method. It is intended to meet the funding objective and result in a relatively level long-term contributions requirement as a percentage of salary.

For the year ended June 30, 2023, the required contribution rates for regular members were 17.50% and 33.50% for employer/employee matching and EPC, respectively. Contributions to the pension plan from the Commission were \$467,555 for the year ended June 30, 2023.

PERS collective net pension liability was measured as of June 30, 2022, and the total pension liability used to calculate the net pension liability was determined by an actuarial valuation as of that date. For this purpose, certain actuarial valuation assumptions are stipulated by GASB and may vary from those used to determine the prospective funding contribution rates.

Colorado River Commission of Nevada

Notes to Consolidated Financial Statements

The total PERS pension liability was determined using the following actuarial assumptions (based on the results of an experience study for the period July 1, 2012, to June 30, 2016, dated October 16, 2017), applied to all periods included in the measurement:

Actuarial valuation date	June 30, 2022
Inflation rate	2.50%
Investment rate of return	7.25%
Discount rate	7.25%
Productivity pay increase	0.50%
Actuarial cost method	Entry age normal and level percent of payroll
Projected salary increases	Regular: 4.20% to 9.10%, depending on service Police/Fire: 4.60% to 14.50%, depending on service rates include inflation and productivity increases

As of June 30, 2022, mortality rates and projected life expectancies were based on the following:

Mortality rates (Regular and Police/Fire) – For healthy members it is the Pub-2010 General Healthy Retiree Amount-Weighted Above-Median Mortality Table (separate tables for males and females) with rates increased by 30% for males and 15% for females, projected generationally with two-dimensional mortality improvement scale MP-2020. For ages less than 50, mortality rates are based on the Pub-2010 General Employee Amount-Weighted Above-Median Mortality Tables.

The mortality table used in the actuarial valuation to project mortality rates for all disabled regular members is the Pub-2010 Non-Safety Disabled Retiree Amount-Weighted Mortality Table (separate tables for males and females) with rates increased by 20% for males and 15% for females, projected generationally with the two-dimensional mortality improvement scale MP-2020.

For pre-retirement members it is the Headcount – Pub-2010 General Employee Amount-Weighted-Above-Median Mortality Table (separate tables for males and females), projected generationally with two-dimensional mortality improvement scale MP-2020.

The Pub-2010 Amount-Weighted Mortality Tables reasonably reflect the projected mortality experience of the Plan as of the measurement date. The generation projection is a provision made for future mortality improvement.

Colorado River Commission of Nevada

Notes to Consolidated Financial Statements

PERS's policies which determine the investment portfolio target asset allocation are established by the PERS Board. The asset allocation is reviewed annually and is designed to meet the future risk and return needs of PERS. The following target asset allocation policy was adopted as of June 30, 2021:

ASSET CLASS	Target Allocation	Long- term Geometric Expected Real Rate of Return [*]
Domestic equity	42%	6.65%
International equity	18%	7.18%
Domestic fixed income	28%	91.00%
Private markets	6%	5.25%
Real Estate	6%	12.40%

* These geometric return rates are combined to produce the long- term expected rate of return by adding the long- term expected inflation rate of 2.75% .

The discount rate used to measure the total pension liability was 7.25% as of June 30, 2022, and June 30, 2021. The projection of cash flows used to determine the discount rate assumed that employee and employer contributions will be made at the rate specified by NRS. Based on the assumption, PERS's fiduciary net position at June 30, 2022, was projected to be available to make all projected future benefit payments of current active and inactive employees. Therefore, the long-term expected rate of return on pension plan investments (7.25%) was applied to all periods of projected benefit payments to determine the total pension liability as of June 30, 2022.

The Commission's proportionate share of the net pension liability at year end, calculated using the discount rate of 7.25%, as well as what the Commission's proportionate share of the net pension liability would be if it were calculated using a discount rate that is 1% lower (6.25%) or 1% higher (8.25%) than the current discount rate was as follows:

	1% Decrease in Discount Rate	Discount Rate	1% Increase in Discount Rate
Net pension liability	<u>\$ 11,025,955</u>	<u>\$ 7,189,046</u>	<u>\$ 4,009,252</u>

Detailed information about PERS fiduciary net position is available in the PERS Annual Comprehensive Financial Report, available on the PERS website, www.nvpers.org under publications.

The Commission's proportionate share (amount) of the collective net pension liability was \$7,189,046 which represents 0.03978% of the collective net pension liability, which is a decrease from the previous year's proportionate share of 0.04206%. Contributions for employer pay dates within the fiscal year ended June 30, 2022, were used as the basis for determining each employer's proportionate share. Each employer's proportion of the net pension liability is based on their employer contributions relative to the total employer contributions for all employers for the period ended June 30, 2022.

Colorado River Commission of Nevada

Notes to Consolidated Financial Statements

For the year ended June 30, 2023, the Commission's pension expense was \$676,203 and its reported deferred outflows and inflows of resources related to pensions were as follows:

	Deferred Outflows of Resources	Deferred Inflows of Resources
Differences between expected and actual experience	\$ 930,863	\$ 5,136
Changes of assumptions	923,483	-
Net difference between projected and actual earnings on investments	87,711	-
Changes in proportion and differences between actual contributions and proportionate share of contributions	61,104	322,596
Contributions made subsequent to the measurement date and implicit subsidy paid	467,555	-
	<u>\$ 2,470,716</u>	<u>\$ 327,732</u>

At June 30, 2022, the average expected remaining service life was 5.7 years.

Deferred outflows of resources related to pensions resulting from contributions subsequent to the actuarial measurement date totaling \$467,555 will be recognized as a reduction of the net pension liability in the year beginning July 1, 2023.

Other amounts reported as deferred outflows and inflows of resources related to pensions will be recognized in pension expense as follows:

For the Year Ending June 30,

2024	\$ 246,011
2025	232,111
2026	196,584
2027	909,348
2028	<u>91,375</u>
	<u>\$ 1,675,429</u>

Postemployment Benefits Other Than Pensions (OPEB)

Plan description – The employees of the Commission participate in a cost-sharing, multiple-employer, defined benefit postemployment plan administered by the Board of the Public Employees' Benefits Program of the State of Nevada (PEBP). NRS 287.023 provides officers and employees eligible to be covered by any group insurance, plan of benefits, or medical and hospital service established pursuant to NRS 287 the option upon retirement to cancel or continue any such coverage. The cost to administer the program is financed through the contributions and investment earnings of the plan. The PEBP Board is granted the authority to establish and amend the benefit terms of the program. (NRS 287.043).

Colorado River Commission of Nevada

Notes to Consolidated Financial Statements

PEBP issues a publicly available financial report that includes financial statements and required supplemental information. This report may be obtained by writing:

Public Employee Benefit Plan

901 South Stewart Street, Suite 1001

Carson City, NV 89701

Benefits provided – Employees of the Commission, who meet the eligibility requirements for retirement and, at the time of retirement, are participants in the program, have the option upon retirement to continue group insurance pursuant to NAC 287.530. NRS 287.0436 establishes a subsidy to pay an amount toward the cost of the premium or contribution for persons retired from the Commission. Retirees assume any portion of the premium not covered by the State. The current subsidy rates can be found at pebp.state.nv.us. Benefits include health, prescription drug, dental, and life insurance coverage. As required by statute, benefits are determined by the number of years of service at the time of retirement and the individual's initial date of hire. Employees hired after December 31, 2011, are not eligible to receive subsidies to reduce premiums. The following individuals and their dependents are eligible to receive subsidies.

Any PEBP covered retiree with the Commission whose last employer was the state and who:

- Was initially hired prior to January 1, 2010, and has at least five years of public service: or
- Was initially hired on or after January 1, 2010, but before January 1, 2012, and has at least fifteen years of public service: or
- Was initially hired on or after January 1, 2010, but before January 1, 2012, and has at least five years of public service and has a disability: or
- Any PEBP covered retiree whose last employer was not the state and who has been continuously covered under PEBP as a retiree since November 30, 2008.

Contributions – The State allocates funds for payment of current and future post-employment benefits other than pensions as a percentage of budgeted payrolls to all State agencies. The required contribution rate for employers, as a percentage of covered payroll, for the fiscal year ended June 30, 2023, was 2.31%. For the year ended June 30, 2023, these payments totaled \$68,708 for the Commission.

OPEB liabilities, OPEB expense, deferred outflows of resources and deferred inflows of resources related to OPEB the Commission's net OPEB liability was measured as of June 30, 2022. The total OPEB liability used to calculate the net OPEB liability was determined by actuarial valuation as of June 30, 2022. The Commission's proportion of the net OPEB liability was based on the Commission's share of contributions to PEBP relative to the total contributions of all participating employers. At June 30, 2023, the Commission's proportion was .166552%.

Colorado River Commission of Nevada

Notes to Consolidated Financial Statements

For the year ended June 30, 2023, the Commission's OPEB expense was \$142,201 and its reported deferred outflows and inflows of resources were as follows:

	Deferred Outflows of Resources	Deferred Inflows of Resources
Changes of assumptions	\$ 112,104	\$ 199,979
Net difference between projected and actual earnings on investments	-	80,974
Contributions made subsequent to the measurement date and implicit subsidy paid	68,708	-
	<u>\$ 180,812</u>	<u>\$ 280,953</u>

Deferred outflows of resources related to pensions resulting from contributions subsequent to the actuarial measurement date totaling \$68,708 will be recognized as a reduction of the net OPEB obligation in the year beginning July 1, 2023. Other amounts reported as deferred outflows and inflows of resources related to OPEB will be recognized in OPEB expense as follows:

For the Year Ending June 30,

2024	\$ (50,462)
2025	(55,264)
2026	(63,040)
2027	<u>(83)</u>
	<u>\$ (168,849)</u>

Actuarial methods and assumptions – The total OPEB liability in the actuarial valuation was determined using the following actuarial assumptions and other inputs applied to all periods included in the measurement, unless otherwise specified:

Actuarial valuation date	June 30, 2022
Inflation rate	2.50%
Investment rate of return	2.50%
Projected salary increases	2.75% average promotional and merit salary

At June 30, 2023, mortality rates and projected life expectancies were based on the following:

- Mortality rates for healthy individuals were based on the Pub-2010 Public Retirement Plans Mortality Table weighted by Headcount, projected by MP-2020. Co For Disabled individuals the Pub-2010 Public Retirement Plans Safety Disabled Mortality Table weighted by Headcount, projected by MP-2020 was used.

The actuarial assumptions used in the June 30, 2022, valuation were based upon certain demographic and other actuarial assumptions as recommended by the actuary, in conjunction with the State and guidance from the GASB statement.

Colorado River Commission of Nevada

Notes to Consolidated Financial Statements

Discount rate – The discount rate basis under GASB 75 is required to be consistent with a 20-Year Municipal Bond Index. The Bond Buyer General Obligation 20-Bond Municipal Bond Index is used for the determination of the discount rate. The assets in the trust as of June 30, 2022, are less than the expected benefit payments in the first year; therefore, the crossover period is assumed to be in the first year, which provides additional support for continuing the discount rate at the 20-Year Municipal Bond Index rate. The discount rate used to measure the total OPEB liability was 3.54%.

Sensitivity of the OPEB liabilities to changes in the discount rate – The following presents the net OPEB liabilities of the plans, as well as what each plan's net OPEB liability would be if it were calculated using a discount rate that is 1- percentage-point lower (2.54%) or 1-percentage-point higher (4.54%) than the current discount rate:

	1% Decrease in Discount Rate	Discount Rate	1% Increase in Discount Rate
Net other postemployment benefits obligation	\$ 2,641,369	\$ 2,402,029	\$ 2,194,817

Sensitivity of the OPEB liabilities to changes in the healthcare cost trend rates – The following presents the net OPEB liabilities of the plans, as well as what each plan's net OPEB liability would be if it were calculated using healthcare cost trend rates that are 1-percentage-point lower or 1-percentage point higher than the current healthcare cost trend rates:

	1% Decrease in Healthcare Cost Rate	Healthcare Cost Rate	1% Increase in Healthcare Cost Rate
Net other postemployment benefits obligation	\$ 2,285,899	\$ 2,402,029	\$ 2,584,976

OPEB plan fiduciary net position – Detailed information about the OPEB plans' fiduciary net position is available in the separately issued audited annual financial statements of the State of Nevada State Retirees' Health and Welfare Benefits Fund, Public Employees' Benefits Program financial report.

Joint Venture – The Commission is a member of the Silver State Energy Association (SSEA). SSEA was established as a joint venture through an interlocal agreement among the member agencies (Members), which, in addition to the Commission, include the City of Boulder City, Lincoln Power District No. 1, Overton Power District No. 5 and the SNWA.

SSEA is an association of public agencies with the common goal of jointly planning, developing, owning, and operating power resources to meet their own needs and those of their customers. The economies of scale produced by the SSEA offer improved project development opportunities and power purchasing capabilities, the sharing of resources and expertise, and the opportunity for jointly managed energy needs.

As appropriate projects are selected for development, the Members involved in each project enter into a project service agreement (PSA) indicating each participating Member's allocation of project costs. Due to statutory limitations on the Commission's customer base, the Commission does not expect to participate financially in any of the projects of the SSEA. Accordingly, the Commission's involvement is limited to providing state-level nonfinancial participation in joint venture activities.

Colorado River Commission of Nevada

Notes to Consolidated Financial Statements

The business and other affairs of the SSEA are conducted by a Board of Directors consisting of one director appointed by each Member. The appointed director may, but need not be, a member of the governing body of the Member.

Financial information regarding SSEA can be obtained by writing:

Manager of Energy Accounting
Silver State Energy Association
P.O. Box 99956, MS 115
Las Vegas, Nevada 89193-9956

Note 5 – Leased Assets and Lease Liabilities

During the year ended June 30, 2022, the Commission implemented GASB Statement No. 87, *Leases*, which resulted in the addition of a new category of leased right-to-use assets. Under the leased space arrangement, with the State of Nevada, the Commission makes quarterly payments of \$31,600.50 in exchange for control of, and the right-to-use, the specified asset. This asset and the related liability were recognized at the present value of expected future minimum lease payments expected to be paid during the lease term using the Commission's estimated incremental borrowing rate of 3.00%. The non-cancelable period of the lease arrangement was in effect through June 2023. As such as of June 30, 2023, the lease asset net of accumulated amortization was \$0.

Lease asset activity for the fiscal year ended June 30, 2023, was as follows:

<u>Governmental Activities</u>	Balance July 1, 2022	Additions	Reductions	Balance June 30, 2023
Leased assets				
State Owned Building	\$ 364,022	\$ -	\$ -	\$ 364,022
Less accumulated amortization				
State Owned Building	(121,341)	(242,681)	-	(364,022)
Leased assets, net	<u>\$ 242,681</u>	<u>\$ (242,681)</u>	<u>\$ -</u>	<u>\$ -</u>

There are no future minimum lease obligations as of June 30, 2023.

The following table illustrates the change in lease liabilities during the year ended June 30, 2023:

<u>Governmental Activities</u>	Balance July 1, 2022	Additions	Reductions	Balance June 30, 2023
Lease liabilities	\$ 246,298	\$ -	\$ (246,298)	\$ -

The future lease obligation pursuant to the enacted budget which begins July 1, 2023, is \$247,280.

Colorado River Commission of Nevada

Notes to Consolidated Financial Statements

Related party – The Commission is governed by seven commissioners, three of whom are appointed by the Southern Nevada Water Authority (SNWA) and four, including the Board Chair, are appointed by the Nevada Governor. The Commission and SNWA do not share staff members or members of management. The SNWA, a local governmental organization, is also one of the Commission's principal revenue payers. For the year ended June 30, 2023, the Commission received revenues from the SNWA for power and water resources of \$16,682,296, but made no payments to the SNWA for any purpose. In addition, the Commission works with other public entities, states, and governmental entities in fulfilling its statutory responsibilities; however, no other entity has representatives on the Commission's Board.

The SNWA publishes an Annual Comprehensive Financial Report which can be seen on their website at SNWA.com.

Subsequent events –In August of 2023, the United States Bureau of Reclamation (Bureau) announced a Level 1 water reduction on the Colorado River under current operating guidelines for 2024. The declaration limits the amount of water southern Nevada will be allowed to withdraw from Lake Mead in calendar year 2024. The declaration by the Bureau was an improvement from the Level 2 shortage that required a higher level of reductions for Nevada and Arizona during 2023. To ensure water supplies remain available, the Southern Nevada Water Authority and its member agencies have implemented several initiatives including water conservation programs, investments made for additional water resources and banking of unused resources.

Required Supplementary Information

Colorado River Commission of Nevada
Multiple-Employer, Cost-Sharing Defined Benefit Pension Plan
Proportionate Share of the Collective Net Pension Liability Information
For the Year Ended June 30, 2023 and Last Ten Fiscal Years*

Measurement Date June 30,	Proportion of the Collective Net Pension Liability	Proportion of the Collective Net Pension Liability	Covered Payroll	Proportion of the Collective Net Pension Liability as a Percentage of Covered Payroll	PERS Fiduciary Net Position as a Percentage of Total Pension Liability
2014	0.04795%	\$ 6,305,091	\$ 2,348,229	268.50%	76.31%
2015	0.04795%	4,997,140	2,531,235	197.42%	75.13%
2016	0.04902%	6,596,117	2,575,317	256.13%	72.23%
2017	0.04412%	5,867,314	2,701,732	217.17%	74.40%
2018	0.04395%	5,993,734	2,856,435	209.83%	75.21%
2019	0.04390%	5,986,027	2,970,488	201.52%	76.46%
2020	0.04416%	6,151,790	3,091,661	213.56%	77.04%
2021	0.04206%	3,836,024	2,717,013	141.19%	86.51%
2022	0.03982%	7,189,046	2,538,222	283.23%	75.12%

*Information for the multiple-employer, cost-sharing defined benefit pension plan is not available for years prior to the year ended June 30, 2015. As information becomes available, this schedule will ultimately present information for the ten most recent measurement years.

Colorado River Commission of Nevada
Multiple-Employer, Cost-Sharing Defined Benefit Pension Plan
Statutorily Required Contribution Information
For the Year Ended June 30, 2023 and Last Ten Fiscal Years*

For the Year Ended June 30,	Statutorily Required Contribution	Contributions in Relation to the Statutorily Required Contribution	Contribution Excess (Deficiency)	Covered Payroll	Contributions as a Percentage of Covered Payroll
2014	\$ 527,504	\$ 527,504	\$ -	\$ 2,348,229	22.46%
2015	507,091	507,091	-	2,531,235	20.03%
2016	523,411	523,411	-	2,575,317	20.32%
2017	395,979	395,979	-	2,701,732	14.66%
2018	406,477	406,477	-	2,856,435	14.23%
2019	423,042	423,042	-	2,970,488	14.24%
2020	460,007	465,000	4,993	3,091,661	15.04%
2021	439,283	440,847	1,564	2,880,547	15.30%
2022	421,137	440,277	19,140	2,717,013	16.20%
2023	486,627	467,555	(19,072)	3,139,532	14.89%

*Information for the multiple-employer, cost-sharing defined benefit pension plan is not available for years prior to the year ended June 30, 2014. As information becomes available, this schedule will ultimately present information for the ten most recent measurement years.

Colorado River Commission of Nevada
Postemployment Benefits Other Than Pensions (OPEB)
Proportionate Share of the Collective Net OPEB Obligation Information
For the Year Ended June 30, 2023 and Last Ten Fiscal Years*

For the Measurement Year Ended June 30,	Proportion of the Collective Net OPEB Obligation	Proportion of the Collective Net OPEB Obligation	Covered Payroll	Proportion of the Collective Net OPEB Obligation as a Percentage of Covered Payroll	Plan Fiduciary Net Position as a Percentage of Net OPEB Obligation
2017	0.17%	\$ 2,261,443	\$ 2,701,732	78.22%	11.33%
2018	0.17%	2,218,398	2,891,310	70.04%	0.12%
2019	0.16%	2,267,166	3,167,417	73.01%	0.02%
2020	0.16%	2,376,085	3,105,221	82.49%	0.38%
2021	0.16%	2,464,632	2,880,547	85.56%	-0.64%
2022	0.16%	2,402,029	3,793,523	63.32%	-1.41%

*Information for Postemployment Benefits Other Than Pension is not available for years prior to the year ended June 30, 2018. As additional information becomes available, this schedule will ultimately present information for the ten most recent measurement years.

Colorado River Commission of Nevada
Postemployment Benefits Other Than Pensions (OPEB)
Contractually Required Contribution Information
For the Year Ended June 30, 2023 and Last Ten Fiscal Years*

	Contractually Required Contribution	Contributions in Relation to the Contractually Required Contribution	Contribution Excess (Deficiency)	Covered Payroll	Contributions as a Percentage of Covered Payroll
2018	\$ 68,235	\$ 66,117	\$ (2,118)	\$ 2,749,712	2.40%
2019	52,354	69,279	16,925	3,167,417	2.19%
2020	72,662	72,662	-	3,105,221	2.34%
2021	69,340	69,340	-	2,880,547	2.41%
2022	63,219	63,219	-	2,726,372	2.32%
2023	68,708	68,708	-	3,139,532	2.19%

*Information for Postemployment Benefits Other Than Pension is not available for years prior to the year ended June 30, 2018. As additional information becomes available, this schedule will ultimately present information for the ten most recent measurement years.

Colorado River Commission of Nevada

Notes to Required Supplementary Information

Note 1 – Multiple-employer, Cost-sharing Defined Benefit Pension Plan

For the year ended June 30, 2023, there were no changes in the pension benefit plan terms to the actuarial methods and assumptions used in the actuarial valuation report dated June 30, 2021.

The actuarial valuation report dated June 30, 2014, was the first valuation for the multiple-employer cost-sharing defined benefit pension plan. As additional actuarial valuations are obtained these schedules will ultimately present information from the ten most recent valuations.

Additional information related to multiple-employer, cost-sharing defined benefit pension plan can be found in Notes 1 and 4 to the basic financial statements.

Note 2 – Postemployment Benefits Other Than Pensions

For the year ended June 30, 2023, no significant events occurred that affected the benefit provision, size, or composition of those covered by the postemployment benefit plans.

Actuarial information for postemployment benefits other than pensions is not available for measurement years prior to the year ended June 30, 2018. As information becomes available this schedule will ultimately present information for the ten most recent fiscal years.

Additional information related to postemployment benefits other than pensions can be found in Notes 1 and 4 to the basic financial statements.

Report of Independent Auditors on Internal Control Over Financial Reporting and on Compliance and Other Matters Based on an Audit of Financial Statements Performed in Accordance with *Government Auditing Standards*

Board of Commissioners
Colorado River Commission of Nevada

We have audited, in accordance with the auditing standards generally accepted in the United States of America and the standards applicable to financial audits contained in *Government Auditing Standards* issued by the Comptroller General of the United States, the financial statements of the governmental activities, the business-type activities each major fund, and the budgetary statements for the general fund and the research and development fund of the Colorado River Commission of Nevada (the Commission) as of and for the year ended June 30, 2023, and the related notes to the financial statements, which collectively comprise the Commission's basic financial statements, and have issued our report thereon dated February 22, 2024.

Report on Internal Control Over Financial Reporting

In planning and performing our audit of the financial statements, we considered the Commission's internal control over financial reporting (internal control) as a basis for designing audit procedures that are appropriate in the circumstances for the purpose of expressing our opinions on the financial statements, but not for the purpose of expressing an opinion on the effectiveness of the Commission's internal control. Accordingly, we do not express an opinion on the effectiveness of the Commission's internal control.

A *deficiency in internal control* exists when the design or operation of a control does not allow management or employees, in the normal course of performing their assigned functions, to prevent, or detect and correct, misstatements on a timely basis. A *material weakness* is a deficiency, or a combination of deficiencies, in internal control such that there is a reasonable possibility that a material misstatement of the entity's financial statements will not be prevented, or detected and corrected, on a timely basis. A *significant deficiency* is a deficiency, or a combination of deficiencies, in internal control that is less severe than a material weakness, yet important enough to merit attention by those charged with governance.

Our consideration of internal control was for the limited purpose described in the first paragraph of this section and was not designed to identify all deficiencies in internal control that might be material weaknesses or significant deficiencies. Given these limitations, during our audit we did not identify any deficiencies in internal control that we consider to be material weaknesses. However, material weaknesses or significant deficiencies may exist that were not identified.

Report on Compliance and Other Matters

As part of obtaining reasonable assurance about whether the Commission's financial statements are free from material misstatement, we performed tests of its compliance with certain provisions of laws, regulations, contracts, and grant agreements, noncompliance with which could have a direct and material effect on the financial statements. However, providing an opinion on compliance with those provisions was not an objective of our audit, and accordingly, we do not express such an opinion. The results of our tests disclosed no instances of noncompliance or other matters that are required to be reported under *Government Auditing Standards*.

Purpose of this Report

The purpose of this report is solely to describe the scope of our testing of internal control and compliance and the results of that testing, and not to provide an opinion on the effectiveness of the entity's internal control or on compliance. This report is an integral part of an audit performed in accordance with *Government Auditing Standards* in considering the entity's internal control and compliance. Accordingly, this communication is not suitable for any other purpose.

A handwritten signature in black ink that reads "Moss Adams LLP". The signature is written in a cursive, flowing style.

Portland, Oregon
February 22, 2024

Statistical Section (unaudited)

Colorado River Commission of Nevada

Statistical Information for the Year Ended June 30, 2023

The information contained in this section is designed to aid in analyzing trends and in determining the Commission's overall financial health and operating strategies and should be read in conjunction with the financial statements, note disclosures, and required supplementary information. This information is presented in the following general areas:

- Financial Trends
 - ◆ The following tables contain financial trend information to enable the reader to understand how financial performance has changed over time.
 - Net Position by Component
 - Changes in Net Position
 - Fund Balances – Governmental Funds
 - Changes in Fund Balances – Governmental Funds
- Revenue Capacity
 - ◆ The following tables contain revenue capacity information to enable the reader to assess the relative contribution of each of the Commission's customers to revenues and to make assessments on the ability to continue to generate that revenue.
 - Principal Revenue Payers
- Debt Capacity
 - ◆ The following tables contain debt capacity information to enable the reader to assess the affordability the current level of outstanding debt and the ability to issue additional debt in the future.
 - Ratios of Outstanding Debt
 - Available Revenue Debt Coverage
- Demographic and Economic Information
 - ◆ The following tables contain demographic and economic information to enable the reader to understand the general environment within which financial activities take place.
 - Demographic Statistics – Clark County, Nevada
 - Principal Employers – Clark County, Nevada

Colorado River Commission of Nevada

Statistical Information for the Year Ended June 30, 2023

- Operating Information
 - ◆ The following tables contain operating information to enable the reader to understand how the information contained in the financial statements, note disclosures, and required supplementary information relates to services provided and activities performed.
 - Employees by Department
 - Capital Asset Statistics by Function
 - Operating Indicators - Power Purchases in Megawatt Hours
 - Risk Management

Colorado River Commission of Nevada
Net Position by Component
Last Ten Fiscal Years
(Unaudited)

	June 30, 2014	June 30, 2015	June 30, 2016	June 30, 2017	June 30, 2018	June 30, 2019	June30, 2020	June 30, 2021	June 30, 2022	June 30, 2023
Governmental activities										
Net investment in capital assets	\$ 7,673	\$ 4,887	\$ 2,102	\$ -	\$ 21,878	\$ 16,284	\$ 10,690	\$ 44,550	\$ 28,065	\$ 16,675
Restricted	8,125,768	9,537,522	9,882,973	10,276,431	10,731,129	11,199,713	11,810,958	12,080,900	12,077,241	12,757,203
Unrestricted	2,712,559	(4,203,575)	(3,350,978)	(6,392,441)	(5,857,560)	(6,190,276)	(5,988,110)	(6,246,379)	(5,389,778)	(5,377,899)
Total governmental activities	10,846,000	5,338,834	6,534,097	3,883,990	4,895,447	5,025,721	5,833,538	5,879,071	6,715,528	7,395,979
Business-type activities										
Net investment in capital assets	1,728,620	46,451,402	52,621,510	50,398,692	49,057,477	47,131,765	45,162,047	43,152,138	41,138,896	39,091,356
Restricted	712,019	712,991	714,403	929,332	-	-	-	-	-	-
Unrestricted	(5,470,443)	(46,037,051)	(51,815,787)	(49,660,384)	(47,279,370)	(45,378,198)	(43,357,529)	(41,472,626)	(39,724,151)	(37,660,937)
Total business-type activities	(3,029,804)	1,127,342	1,520,126	1,667,640	1,778,107	1,753,567	1,804,518	1,679,512	1,414,745	1,430,419
Primary government										
Net investment in capital assets	1,736,293	46,456,289	52,623,612	50,398,692	49,079,355	47,148,049	45,172,737	43,196,688	41,166,961	39,108,031
Restricted	8,837,787	10,250,513	10,597,376	11,205,763	10,731,129	11,199,713	11,810,958	12,080,900	12,077,241	12,757,203
Unrestricted	(2,757,884)	(50,240,626)	(55,166,765)	(56,052,825)	(53,136,930)	(51,568,474)	(49,345,639)	(47,719,005)	(45,113,931)	(43,038,836)
Total primary government	\$ 7,816,196	\$ 6,466,176	\$ 8,054,223	\$ 5,551,630	\$ 6,673,554	\$ 6,779,288	\$ 7,638,056	\$ 7,558,583	\$ 8,130,271	\$ 8,826,398

Colorado River Commission of Nevada
Changes in Net Position
Last Ten Fiscal Years
(Unaudited)

	June 30, 2014	June 30, 2015	June 30, 2016	June 30, 2017	June 30, 2018	June 30, 2019	June30, 2020	June 30, 2021	June 30, 2022	June 30, 2023
Expenses										
Governmental activities										
General government	\$ 2,595,457	\$ 2,637,347	\$ 2,620,776	\$ 3,371,208	\$ 2,323,521	\$ 3,248,545	\$ 3,278,609	\$ 3,042,326	\$ 2,267,435	\$ 3,290,103
Business-type activities										
Power marketing	27,386,283	25,179,606	24,642,788	25,967,737	28,828,579	28,220,693	28,095,112	27,051,495	27,685,710	28,901,210
Power delivery	36,891,400	32,812,396	23,277,768	15,096,211	14,082,693	15,565,314	16,101,489	9,148,849	8,768,838	13,170,772
Total business-type activities	64,277,683	57,992,002	47,920,556	41,063,948	42,911,272	43,786,007	44,196,601	36,200,344	36,454,548	42,071,982
Total primary government expenses	<u>\$ 66,873,140</u>	<u>\$ 60,629,349</u>	<u>\$ 50,541,332</u>	<u>\$ 44,435,156</u>	<u>\$ 45,234,793</u>	<u>\$ 47,034,552</u>	<u>\$ 47,475,210</u>	<u>\$ 39,242,670</u>	<u>\$ 38,721,983</u>	<u>\$ 45,362,085</u>
Program revenues										
Governmental activities										
Charges for services	\$ 5,201,004	\$ 2,637,178	\$ 3,669,136	\$ 2,836,483	\$ 2,998,306	\$ 3,186,873	\$ 3,633,384	\$ 3,062,382	\$ 3,412,462	\$ 3,523,535
Total governmental activities	5,201,004	2,637,178	3,669,136	2,836,483	2,998,306	3,186,873	3,633,384	3,062,382	3,412,462	3,523,535
Business-type activities										
Charges for services	59,981,854	55,645,061	48,249,124	41,169,782	42,836,695	43,706,570	44,108,036	36,020,045	36,277,080	41,895,754
Total primary government program revenues	<u>\$ 65,182,858</u>	<u>\$ 58,282,239</u>	<u>\$ 51,918,260</u>	<u>\$ 44,006,265</u>	<u>\$ 45,835,001</u>	<u>\$ 46,893,443</u>	<u>\$ 47,741,420</u>	<u>\$ 39,082,427</u>	<u>\$ 39,689,542</u>	<u>\$ 45,419,289</u>
Net (expenses) program revenues										
Governmental activities	\$ 2,605,547	\$ (169)	\$ 1,048,360	\$ (534,725)	\$ 674,785	\$ (61,672)	\$ 354,775	\$ 20,056	\$ 1,145,027	\$ 233,432
Business-type activities	(4,295,829)	(2,346,941)	328,568	105,834	(74,577)	(79,437)	(88,565)	(180,299)	(177,468)	(176,228)
Primary government	<u>\$ (1,690,282)</u>	<u>\$ (2,347,110)</u>	<u>\$ 1,376,928</u>	<u>\$ (428,891)</u>	<u>\$ 600,208</u>	<u>\$ (141,109)</u>	<u>\$ 266,210</u>	<u>\$ (160,243)</u>	<u>\$ 967,559</u>	<u>\$ 57,204</u>
General revenues and other changes in net position										
Governmental activities										
Investment income (loss)	\$ 14,672	\$ 202,937	\$ 91,125	\$ 95,846	\$ 278,095	\$ 212,331	\$ 382,851	\$ (40,986)	\$ (377,552)	\$ 396,012
Gain on disposal of capital assets	\$ -	\$ -	\$ -	\$ -	\$ -	\$ -	\$ -	\$ -	\$ 4,920	\$ -
Miscellaneous	55,587	67,653	55,778	59,255	58,577	61,251	70,191	66,463	64,062	51,007
Total governmental activities	70,259	270,590	146,903	155,101	336,672	273,582	453,042	25,477	(308,570)	447,019
Business-type activities										
Investment income (loss)	12,063	171,238	55,232	41,680	185,044	47,021	139,516	(30,927)	(167,101)	112,103
Gain on disposal of capital assets	4,065	-	8,984	-	-	-	-	6,420	-	-
Miscellaneous	-	-	-	-	-	-	-	79,800	79,801	79,800
Total business-type activities	16,128	171,238	64,216	41,680	185,044	47,021	139,516	55,293	(87,300)	191,903
Total primary government general revenues and other changes in net position	<u>\$ 86,387</u>	<u>\$ 441,828</u>	<u>\$ 211,119</u>	<u>\$ 196,781</u>	<u>\$ 521,716</u>	<u>\$ 320,603</u>	<u>\$ 592,558</u>	<u>\$ 80,770</u>	<u>\$ (395,871)</u>	<u>\$ 638,922</u>
Change in net position										
Governmental activities	\$ 2,675,806	\$ 270,421	\$ 1,195,263	\$ (379,624)	\$ 1,011,457	\$ 211,910	\$ 807,817	\$ 45,533	\$ 836,457	\$ 680,451
Business-type activities	(4,279,701)	(2,175,703)	392,784	147,514	110,467	(32,416)	50,951	(125,006)	(264,768)	15,675
Primary government	<u>\$ (1,603,895)</u>	<u>\$ (1,905,282)</u>	<u>\$ 1,588,047</u>	<u>\$ (232,110)</u>	<u>\$ 1,121,924</u>	<u>\$ 179,494</u>	<u>\$ 858,768</u>	<u>\$ (79,473)</u>	<u>\$ 571,689</u>	<u>\$ 696,126</u>

Colorado River Commission of Nevada
Fund Balance, Governmental Funds
Last Ten Fiscal Years
(Unaudited)

	June 30, 2014	June 30, 2015	June 30, 2016	June 30, 2017	June 30, 2018	June 30, 2019	June 30, 2020	June 30, 2021	June 30, 2022	June 30, 2023
General fund										
Nonspendable	\$ -	\$ -	\$ -	\$ -	\$ -	\$ -	\$ 16,547	\$ -	\$ -	\$ -
Restricted	-	-	-	-	-	-	-	4,227	-	-
Unassigned	<u>\$ 3,051,126</u>	<u>\$ 2,040,963</u>	<u>\$ 2,938,016</u>	<u>\$ 2,325,767</u>	<u>\$ 2,132,561</u>	<u>\$ 1,935,201</u>	<u>\$ 2,265,690</u>	<u>\$ 2,172,039</u>	<u>\$ 2,378,001</u>	<u>\$ 2,727,247</u>
Other governmental funds										
Restricted	<u>\$ 8,125,768</u>	<u>\$ 9,537,522</u>	<u>\$ 9,882,973</u>	<u>\$10,276,431</u>	<u>\$10,731,129</u>	<u>\$11,199,713</u>	<u>\$11,810,958</u>	<u>\$12,080,900</u>	<u>\$12,077,241</u>	<u>\$12,757,203</u>

Colorado River Commission of Nevada
Changes in Fund Balance, Governmental Funds
Last Ten Fiscal Years
(Unaudited)

	June 30, 2014	June 30, 2015	June 30, 2016	June 30, 2017	June 30, 2018	June 30, 2019	June 30, 2020	June 30, 2021	June 30, 2022	June 30, 2023
REVENUES										
Water charges	\$ 2,200,221	\$ 1,374,176	\$ 3,000,450	\$ 2,162,854	\$ 2,371,683	\$ 2,487,823	\$ 2,912,999	\$ 2,329,671	\$ 2,656,987	\$ 2,682,355
Multi-species surcharge	3,000,783	1,263,002	668,686	673,629	626,623	699,050	720,385	732,710	755,475	841,180
Investment income (loss)	14,672	202,937	91,125	95,846	278,095	212,331	382,851	(40,986)	(377,552)	396,012
Miscellaneous	55,587	67,653	55,778	59,255	58,577	61,251	67,385	66,463	68,982	51,007
Total revenues	5,271,263	2,907,768	3,816,039	2,991,584	3,334,978	3,460,455	4,083,620	3,087,858	3,103,892	3,970,554
EXPENDITURES										
General administration	2,514,358	2,491,039	2,165,754	2,838,816	2,660,273	2,758,974	2,698,531	2,146,766	2,050,187	2,020,663
Multi-species assessment	-	-	394,061	358,618	399,966	408,828	425,556	430,376	443,701	494,166
Water purchases	15,074	15,138	13,717	12,941	13,255	12,229	13,258	14,518	14,652	(5,584)
Other	73,330	-	-	-	-	-	-	332,227	761,298	432,101
Total expenditures	2,602,762	2,506,177	2,573,532	3,210,375	3,073,494	3,180,031	3,137,345	2,923,887	3,269,838	2,941,346
EXCESS (DEFICIENCY) OF REVENUES OVER (UNDER) EXPENDITURES	2,668,501	401,591	1,242,507	(218,791)	261,484	280,424	946,275	163,971	(165,946)	1,029,208
OTHER FINANCING SOURCES (USES)										
Proceeds from capital asset disposal	-	-	-	-	-	-	2,806	-	-	-
Leases issued	-	-	-	-	-	-	-	-	364,022	-
CHANGE IN FUND BALANCE	\$ 2,668,501	\$ 401,591	\$ 1,242,507	\$ (218,791)	\$ 261,484	\$ 280,424	\$ 949,081	\$ 163,971	\$ 198,076	\$ 1,029,208

Colorado River Commission of Nevada
Principal Revenue Payers
Last Ten Fiscal Years
(Unaudited)

	June 30, 2014	June 30, 2015	June 30, 2016	June 30, 2017	June 30, 2018	June 30, 2019	June 30, 2020	June 30, 2021	June 30, 2022	June 30, 2023
Southern Nevada Water Authority	\$ 15,461,521	\$ 14,358,251	\$ 12,179,218	\$ 12,203,475	\$ 11,827,537	\$ 11,713,784	\$ 11,850,798	\$ 12,813,670	\$12,249,554	\$16,682,296
Basic Water Company	927,791	1,010,474	759,596	823,636	935,995	1,043,885	990,984	544,084	586,092	35,719
Timet Metals Corporation	12,140,825	11,426,000	9,358,046	9,582,350	8,667,540	10,669,394	9,727,386	(826,393)	54,029	835,481
Olin Chlor Alkaline (formerly Pioneer)	11,692,303	10,207,738	5,976,246	383,347	330,139	260,497	236,662	122,773	129,932	82,565
LHOIST (formerly Chemical Lime Company)	60,153	52,184	70,022	74,523	89,454	66,033	61,531	37,263	32,838	46,505
EMD Acquisitions (formerly Tronox, LLC)	1,869,709	1,856,809	2,018,316	1,973,513	2,667,509	1,914,198	2,164,385	418,664	1,559,493	1,376,233
American Pacific Corporation	3,454,082	2,882,906	2,087,232	41,886	1,002	2,173	-	-	-	-
Lincoln County Power District No. 1	1,531,438	1,372,495	1,403,957	1,460,670	1,818,072	1,726,867	1,464,654	1,497,393	1,587,223	1,564,859
Overton Power District No.5	2,453,914	2,040,250	2,174,710	2,351,212	2,287,432	2,285,133	2,201,791	3,283,980	3,229,025	3,486,461
Valley Electric Association	3,094,859	2,639,510	2,286,746	3,676,756	3,103,415	3,192,139	4,008,456	3,579,561	4,571,513	5,976,431
NV Energy (formerly Nevada Power Company)	11,217,704	9,234,032	9,814,515	10,134,276	11,182,056	10,590,762	11,041,337	11,547,354	11,495,976	12,447,497
City of Boulder City	1,251,852	1,175,756	1,258,457	1,278,026	1,400,132	1,370,511	1,404,565	1,379,672	1,362,635	1,358,677
Las Vegas Valley Water District	6,044	5,976	-	-	405,067	462,231	323,486	447,812	452,517	373,574
City of Henderson	19,831	19,070	16,947	16,089	227,417	259,669	259,284	259,291	258,343	217,837
Clark County School District	-	-	-	-	167,866	188,645	25,846	(140,744)	(186,750)	(345,043)
Clark County Water Reclamation District	-	-	-	-	199,424	231,372	228,509	304,646	307,433	747,593
City of Las Vegas	-	-	-	-	193,310	364,096	222,796	219,117	224,372	210,163
City of North Las Vegas	-	-	-	-	157,961	205,416	84,458	82,937	84,075	77,239
City of Mesquite	-	-	-	-	87,634	115,416	47,849	47,273	47,576	43,733
University of Nevada-Las Vegas	-	-	-	-	-	173,785	11,604	(132,095)	(173,155)	(231,366)
Tenaska	-	-	-	-	-	-	1,001,276	3,498,975	1,835,440	220,135
Western Area Power Administration (WAPA)	-	-	-	-	-	-	411,609	295,456	176,521	333,969
Raw water sales	832	787	6,529	6,506	767	760	814	820	835	768
Other power sales	-	-	-	-	85,272	56,676	40,702	(52,817)	(51,234)	(91,271)
Total	\$ 65,182,858	\$ 58,282,238	\$ 49,410,537	\$ 44,006,265	\$ 45,835,001	\$ 46,893,442	\$ 47,810,782	\$ 39,228,692	\$39,834,283	\$45,450,055

Colorado River Commission of Nevada
Ratios of Outstanding Debt
Last Ten Fiscal Years
In Thousands, Except Per Capita
(Unaudited)

For the Year Ended June 30,	Power Upgrading Refunding Bonds Series 2002	Power Delivery Refunding Bonds Series 2005I	General Obligation Refunding Bonds Series 2011B	General Obligation Refunding Bonds Series 2012E	General Obligation Refunding Bonds Series 2014E	Unamortized Premium	Unamortized Discount	Unamortized Adjustments	Total Debt	Charges for Services
2014		\$ 47,755,000	\$ 5,545,000	\$ 13,110,000	\$ 29,475,000	\$ 2,255,216	\$ (173,851)		\$ 97,966,365	\$ 65,182,858
2015			5,545,000	8,960,000	29,475,000	758,899	(167,856)		44,571,043	58,282,239
2016			5,545,000	4,595,000	29,055,000	186,942	(161,861)		39,220,081	51,918,260
2017			5,545,000		28,635,000		(155,866)		34,024,134	44,006,265
2018					28,210,000		(149,872)		28,060,128	45,835,001
2019					27,480,000		(143,877)		27,336,123	46,893,443
2020					26,740,000		(137,882)		26,602,118	47,741,420
2021					25,985,000		(131,886)		25,853,114	39,082,427
2022					25,215,000		(125,891)		25,089,109	39,689,542
2023					24,415,000		(119,897)		24,295,103	45,419,289

For the Year Ended June 30,	Charges for Services to Total Debt Ratio	Total Debt as a Percentage of Personal Income	Total Debt Per Capita
2014	0.67	1.20%	2,498
2015	1.31	0.52%	1,094
2016	1.32	0.44%	930
2017	1.29		
2018	1.63		
2019	1.72		
2020	1.79		
2021	1.51		
2022	1.58		
2023	1.87		

Colorado River Commission of Nevada
Available Revenue Debt Coverage¹
Last Ten Fiscal Years
(Unaudited)

For the Year Ended June 30,	Gross Revenues	Less Operating Expenses	Add Back Depreciation	Net Available Revenues	Debt Service			Coverage
					Principal	Interest	Total	
2014	\$ 65,182,858	\$ 62,010,746	\$ 2,024,827	\$ 5,196,939	\$ 4,005,000	\$ 3,242,334	\$ 7,247,334	0.72
2015	58,282,239	55,799,470	2,346,941	4,829,710	3,975,000	3,279,188	7,254,188	0.67
2016	49,410,536	48,093,319	2,351,919	3,669,136	4,785,000	1,690,220	6,475,220	0.57
2017	44,006,265	41,063,948	2,352,198	5,294,515	5,015,000	1,464,645	6,479,645	0.82
2018	45,835,001	42,911,272	2,034,801	4,958,530	5,970,000	1,208,183	7,178,183	0.69
2019	46,893,443	43,786,007	2,038,550	5,145,986	730,000	1,062,535	1,792,535	2.87
2020	47,741,420	44,196,601	2,047,682	5,592,501	740,000	1,049,840	1,789,840	3.12
2021	39,082,427	36,200,344	2,059,612	4,941,695	755,000	1,033,573	1,788,573	2.76
2022	39,689,542	36,277,080	2,056,783	5,469,245	770,000	1,014,880	1,784,880	3.06
2023	45,419,248	42,071,982	2,055,589	5,196,939	800,000	993,670	1,793,670	2.90

1. Water and power customers are contractually obligated to provide revenues sufficient to cover all operation and maintenance expenses except depreciation, plus all principal and interest requirements on outstanding debt. Operating losses, accumulated deficits and negative coverage ratios are the result of not charging for certain recorded expenses, such as depreciation, amortization of debt and pre-operational expenses. As annual requirements of debt principal progressively increase, annual revenues are expected to exceed recorded expenses, because principal payments are recorded as reductions of long-term debt rather than expenses. The losses, deficits and negative coverage ratios are expected to be progressively reduced and finally eliminated as the annual retirement of debt principal increase.

Colorado River Commission of Nevada
Demographic Statistics – Clark County, Nevada¹
Last Ten Fiscal Years
(Unaudited)

For the Year Ended June 30,	Population ³	Personal Income (in thousands) ²	Per Capita Income ²	Total Labor Force ⁴	Unemployment Rate ⁵
2014	\$ 2,069,450	\$ 81,821,005	\$ 39,223	\$ 1,023,712	8.20%
2015	2,118,353	86,305,938	40,742	1,049,522	7.10%
2016	2,107,031	88,885,102	42,185	1,059,667	6.40%
2017	2,205,207			1,077,435	5.20%
2018	2,233,000			1,097,668	4.70%
2019	2,284,616			1,123,095	4.80%
2020	2,325,798			1,110,574	17.80%
2021	2,342,885			1,118,775	7.40%
2022	2,333,092			1,453,971	4.40%
2023	2,331,934			1,585,738	5.70%

1. The Commission is primarily a wholesale provider of electric power and only holds in trust the rights of the State of Nevada to the waters of the Colorado River. The Commission thus does not serve (except in limited capacity) end users of either water or power. In addition, the customers served by the Commission are statutorily, not geographically defined. However, the principal area served by the customers of the Commission is the area encompassed by Clark County, Nevada. This presentation is provided to give some limited demographic information to the reader. For complete information on the demographic makeup of Clark County the reader is directed to the Clark County website at <http://www.co.clark.nv.us/>. Information on water treatment, delivery and purveyor information can be obtained at the Southern Nevada Water Authority website at <http://www.snwa.com/>. Additional demographic information for the State can be obtained from the State of Nevada website at <http://www.nv.gov/>.
2. Information for years subsequent to 2016 is not available.
3. Source: Southern Nevada Consensus Population Estimate, August 2022.
4. Source: Department of Employment, Training & Rehabilitation Research & Analysis Bureau labor force as of June 2023 not adjusted.
5. Source: Department of Employment, Training & Rehabilitation Research & Analysis Bureau unemployment rate as of June 2023 not adjusted.

Colorado River Commission of Nevada
Principal Employers – Clark County, Nevada^{1, 2}
Current And Nine Years Ago
(Unaudited)

Taxpayer	2023 ³		2014 ⁴	
	Employees ⁵	Average Percentage of Total Clark County Employment	Employees ⁵	Average Percentage of Total Clark County Employment
Clark County School District	40,000	3.66%	30,000 to 39,999	3.85%
MGM Resort International	35,000	3.20%		
Caesars Entertainment	24,000	2.19%		
Clark County, Nevada	22,000	2.01%	8,000 to 8,499	0.91%
Nellis Air Force Base	15,500	1.42%		
Amazon	13,500	1.23%		
Wynn Resorts	13,000	1.19%	7,500 to 7,999	0.85%
Red Rock Resorts	8,000	0.73%		
Boyd Gaming	7,250	0.66%		
Apollo Management Group	7,000	0.64%		
Bellagio, LLC			7,500 to 7,999	0.85%
MGM Grand Hotel/Casino			7,000 to 7,499	0.83%
Aria Resort & Casino, LLC			7,000 to 7,499	0.83%
Mandalay Bay Resort and Casino			6,000 to 6,499	0.69%
Caesar's Palace			5,500 to 5,999	0.63%
University of Nevada, Las Vegas			5,000 to 5,499	0.58%
Las Vegas Metropolitan Police			4,500 to 4,999	0.52%
Total percentage for principal employers		<u>16.93%</u>		<u>10.54%</u>
Total employment in Clark County ⁶	<u>1,094,207</u>		<u>908,201</u>	

1. The Commission is primarily a wholesale provider of electric power and only holds in trust the rights of the State of Nevada to the waters of the Colorado River. The Commission thus does not serve (except in limited capacity) end users of either water or power. In addition, the customers served by the Commission are statutorily, not geographically defined. However, the principal area served by the customers of the Commission is the area encompassed by Clark County, Nevada. This presentation is provided to give some limited demographic information to the reader. For complete information on the demographic makeup of Clark County the reader is directed to the Clark County website at <http://www.co.clark.nv.us/>. Information on water treatment, delivery and purveyor information can be obtained at the Southern Nevada Water Authority website at <http://www.snwa.com/>. Additional demographic information for the State can be obtained from the State of Nevada website at <http://www.nv.gov/>.
2. In 2018 Nevada Department of Employment Training and Rehabilitation changed the way top employers are reported by dispersing inter-company employment into single entities; and therefore, the current year data is not comparable to the data presented for nine years ago.
3. Source: Applied analysis. Estimated counts based on pre-COVID 19 conditions.
4. Source: Nevada Department of Employment, Training, and Rehabilitation.
5. Source: Nevada Department of Employment, Training, and Rehabilitation, Clark County. Total employment numbers represent averages for the first quarter of each year shown above.

Colorado River Commission of Nevada
Employees by Department¹
Last Ten Fiscal Years
(Unaudited)

	June 30, 2014	June 30, 2015	June 30, 2016	June 30, 2017	June 30, 2018	June 30, 2019	June30, 2020	June 30, 2021	June 30, 2022	June 30, 2023
Department										
Executive and Administrative	13	13	15	12	13	14	14	13	13	12
Water	3	2	1	3	3	3	3	3	3	3
Hydropower	3	3	2	3	3	3	3	4	5	5
SNWS Energy Services	9	8	7	7	8	8	8	7	5	5
Power Delivery O & M	6	7	7	7	7	7	7	7	8	8
Total employees by department	<u>34</u>	<u>33</u>	<u>32</u>	<u>32</u>	<u>34</u>	<u>35</u>	<u>35</u>	<u>34</u>	<u>34</u>	<u>33</u>

1. Source: The Commission's internal human resources system.

Colorado River Commission of Nevada
Capital Asset Statistics by Function^{1, 2}
Last Ten Fiscal Years
(Unaudited)

	June 30, 2014	June 30, 2015	June 30, 2016	June 30, 2017	June 30, 2018	June 30, 2019	June30, 2020	June 30, 2021	June 30, 2022	June 30, 2023
Power Delivery Project and Basic Industries System ³										
High-Voltage Substations										
Transmission Substations (230-kV to 69-kV)	2	2	2	2	2	2	2	2	2	2
Distribution Substations (230-kV to 14.4-kV)	3	3	3	3	3	3	3	3	3	3
Distribution Substations (69-kV to 13.8-kV)	6	6	6	6	6	6	6	6	6	6
Distribution Substations (69-kV to 41.6-kV)	6	6	6	6	6	6	6	6	6	6
Total High-Voltage Substations	17	17	17	17	17	17	17	17	17	17
Miles of Transmission Lines										
230-kV overhead lines	34	34	34	34	34	34	34	34	34	34
69-kV overhead lines	5	5	5	5	5	5	5	5	5	5
69-kV underground transmission lines	15	15	15	15	15	15	15	15	15	15
System Support Information										
Communication Network										
Miles of fiber optic cable	58	58	58	58	58	58	58	58	58	58
Microwave radio sites	3	3	3	3	3	3	3	3	3	3
Metered Facilities ⁴	95	107	120	120	120	120	120	120	120	120
Total System Capacity in Megawatts	1,000	1,000	1,000	1,000	1,000	1,000	1,000	1,000	1,000	1,000

1. Source: The Commission's power delivery system.
2. All power related assets are owned and used to deliver power to the Commission's customers only.
3. The Power Delivery System (System) is a dedicated power transmission and delivery system that provides electric power resources to the facilities of the Southern Nevada Water Authority. With a total system capacity of 1,000 megawatts of transformer capacity, the System is the 3rd largest transmission and distribution system within the State of Nevada. The System was designed with 100% redundancy including twin transformers. The System is normally operated at 50% capacity on each of the twin facilities in each substation. In the event of catastrophic failure, the remaining system can fully serve the load while repairs are affected. In addition, the transmission lines are a looped (circular) design allowing for feed to all facilities in either direction in the event of a break somewhere in the loop. This design is provided to ensure reliable delivery of water to the residents of Southern Nevada under almost any circumstances. Power facilities dedicated to the Basic Industries provide power to the industrial complex located in Henderson. The total capacity of the Basic Industries system is 150 Megawatts.
4. In addition to the metered facilities indicated in this table, Commission staff operates and maintains the metered facilities of the Southern Nevada Water Authority.

Colorado River Commission of Nevada
Operating Indicators – Power Purchases In Megawatt Hours^{1, 2}
Last Ten Fiscal Years
(Unaudited)

	June 30, 2014	June 30, 2015	June 30, 2016	June 30, 2017	June 30, 2018	June 30, 2019	June30, 2020	June 30, 2021	June 30, 2022	June 30, 2023
Southern Nevada Water Authority ³	2,321,270	2,172,526	2,177,152	2,253,405	2,322,323	2,311,808	2,248,303	1,419,572	1,481,694	1,430,728
Basic Water Company	31,788	32,517	27,754	26,685	19,621	16,133	29,600	23,708	29,131	218
Timet Metals Corporation	401,072	400,530	382,280	349,788	203,008	180,665	335,640	54,175	55,366	66,387
Olin Chlor Alkaline (formerly Pioneer)	272,761	243,017	180,019	9,242	5,080	2,921	5,868	5,000	4,672	3,829
LHOIST (formerly Chemical Lime Company)	2,516	2,650	2,904	2,964	2,773	2,636	2,789	2,715	2,867	2,762
EMD Acquisitions (formerly Tronox, LLC)	119,634	128,496	121,041	108,027	104,453	103,340	92,540	86,193	105,892	67,763
American Pacific Corporation	108,715	97,607	69,382	2						
Lincoln County Power District No. 1	77,581	85,067	74,362	68,127	76,200	81,009	74,602	84,418	78,122	63,775
Overton Power District #5	94,964	87,381	90,775	89,471	83,214	84,033	83,092	130,587	107,164	110,090
Valley Electric Association	117,806	100,105	102,225	137,139	119,611	109,553	133,694	132,363	126,390	145,056
NV Energy (formerly Nevada Power Company)	444,593	416,850	412,535	379,049	390,373	384,667	362,275	421,474	378,484	317,406
City of Boulder City	37,851	37,951	37,110	36,336	36,240	36,171	35,333	37,128	30,564	26,008
Las Vegas Valley Water District					11,680	14,923	14,075	16,152	14,726	12,031
City of Henderson					7,269	9,292	8,792	10,058	9,170	7,491
Clark County School District					3,960	5,010	4,757	5,457	5,239	4,060
Clark County Water Reclamation District					3,960	8,912	8,432	9,646	8,794	7,185
City of Las Vegas					7,464	9,542	9,028	10,328	9,416	7,692
City of North Las Vegas					2,323	2,964	2,805	3,209	2,925	2,390
City of Mesquite					1,305	1,690	1,590	1,813	1,643	1,358
University of Nevada-Las Vegas					3,692	4,671	4,435	5,088	4,884	3,786
Small Hoover Schedule "D" customers ⁴					1,039	1,314	1,248	1,429	1,380	1,065
Total	4,030,551	3,804,697	3,677,539	3,460,235	3,405,588	3,371,254	3,458,898	2,460,513	2,458,523	2,281,080

1. Source: The Commission's power purchasing group.
2. Includes megawatt hour purchases for loads of all Commission customers. The Commission owns and operates electric transmission and distribution capital assets for the exclusive use of the Southern Nevada Water Authority (SNWA) and the Basic Industries complex in Henderson, Nevada. The Commission's major power deliveries are accomplished using these systems. These total comparisons are anticipated to be indicative of future sales as the Commission's customer base is anticipated to remain relatively stable. It is possible that some additional customers could utilize the Commission for electric power resource, but the remaining probable customers available to the Commission under a legislative mandate must be part of the SNWA customer base and are not anticipated to materially change the reported megawatt usage amounts.
3. SNWA sales include water purveyor related purchases brokered by Commission employees acting on behalf of the Silver State Energy Association through fiscal 2020, as the commission is no longer involved in these sales.
4. Small Hoover Schedule "D" customers include six customers, contracted in fiscal 2018, with megawatt hours under 3,000 and total sales under \$100,000.

Colorado River Commission of Nevada
Risk Management^{1,2,3}
Last Ten Fiscal Years
(Unaudited)

	June 30, 2014	June 30, 2015	June 30, 2016	June 30, 2017	June 30, 2018	June 30, 2019	June30, 2020	June 30, 2021	June 30, 2022	June 30, 2023
Basic Water Company	\$ 201,006	\$ 237,115	\$ 236,944	\$ 180,079	\$ 206,701	\$ 192,164	\$ 270,984	\$ 275,212	\$ 170,078	\$ 170,078
Timet Metals Corporation	2,293,921	3,062,094	2,841,318	2,133,149	2,364,560	2,330,005	2,693,081	2,002,197	376,785	503,396
Olin Chlor Alkaline (formerly Pioneer)	2,251,738	2,968,251	2,260,932	115,011	98,232	83,237	77,024	67,641	50,368	53,789
LHOIST (formerly Chemical Lime Company)	14,404	14,810	17,305	18,064	23,097	18,884	18,974	21,079	18,787	21,684
Tronox, LLC	466,570	450,793	550,515	508,162	508,630	-	-	-	-	-
EMD Acquisitions	-	-	-	-	-	750,000	750,000	750,000	750,000	789,077
American Pacific Corporation	715,446	815,289	772,170	-	-	-	-	-	-	-
Total	\$ 5,943,085	\$ 7,548,352	\$ 6,679,184	\$ 2,954,465	\$ 3,201,220	\$ 3,374,290	\$ 3,810,063	\$ 3,116,129	\$ 1,366,018	\$ 1,538,024

	Total Collateral Posted	Cash Collateral Posted	Other Collateral Posted	Estimated Collateral Requirement for the Year Ended June 30, 2024
Basic Water Company	\$ 170,078	\$ 170,078	\$ -	\$ 170,078
Timet Metals Corporation	376,785	-	376,785	599,752
Olin Chlor Alkaline (formerly Pioneer)	50,368	50,368	-	53,789
LHOIST (formerly Chemical Lime Company)	18,787	18,787	-	24,343
EMD Acquisitions	750,000	750,000	-	626,878
American Pacific Corporation				
Total	\$ 1,366,018	\$ 989,233	\$ 376,785	\$ 1,474,840

1. Nevada Revised Statutes 538.181(2) requires that the Commission's power customers, except a federal or state agency or political subdivision, provide an indemnifying bond or other collateral "in such sum and in such manner as the commission may require, conditioned on the full and faithful performance" of their power contracts. Due to the volatile nature of the electric power markets the Commission has determined the collateral requirements to be one-fourth of the customer's gross annual purchases as calculated from October 1 through
2. September 30 of each preceding year. Posted collateral limits the risk inherent in the Commission's utility functions and protects the state to the full extent allowed under law. All customers have posted cash, letters of credit or performance bonds as approved by the Nevada State Board of Examiners.
3. Governmental and utility entities are exempt from collateral requirements.

